



**CONCEALABLE
FIREARMS
CHARGES
IN CALIFORNIA**

**FISCAL YEAR
2001/2002**

MORE 



Bill Lockyer, Attorney General
California Department of Justice
Division of California Justice Information Services
Bureau of Criminal Information and Analysis
CRIMINAL JUSTICE STATISTICS CENTER

■ **PC 12025** ■ **PC 12031** ■ **Data Tables** ■ **Appendix**

CJSC Home Page **CJSC Publications** **AG Home Page**



Concealable Firearms Charges in California

FISCAL YEAR 2001/2002

Bill Lockyer, Attorney General
California Department of Justice
Division of California Justice Information Services
Bureau of Criminal Information and Analysis
CRIMINAL JUSTICE STATISTICS CENTER

An electronic version of this report and other reports are available from the California Attorney General's website:
<http://ag.ca.gov>

DIVISION OF CALIFORNIA JUSTICE INFORMATION SERVICES

Nick Dedier, Director/CIO

BUREAU OF CRIMINAL INFORMATION AND ANALYSIS

Doug Smith, Deputy Director

CRIMINAL JUSTICE STATISTICS CENTER

Jack Scheidegger, Assistant Chief

Steve Galeria, Program Manager, Statistical Analysis Center

Acknowledgements

Laura Towse, Analyst

Rebecca Bowe, Graphics/Internet

Penny Miles, Technician

Debra Callahand, Technician

Corwin Potter, Technician

Mayra Morales, Student Assistant

Tad Davis, Editor

The role of the Criminal Justice Statistics Center is to:

- Collect, analyze, and report statistical data which provide valid measures of crime and the criminal justice process.
- Examine these data on an ongoing basis to better describe crime and the criminal justice system.
- Promote the responsible presentation and use of crime statistics.

CONTENTS

INTRODUCTION	2
METHODOLOGY	2
INITIAL FINDINGS	3
ANALYSIS OF PC 12025	5
Offense Level	7
Gender	8
Race/Ethnic Group	10
Age Group	12
Additional Charges	14
ANALYSIS OF PC 12031	19
Offense Level	21
Gender	22
Race/Ethnic Group	24
Age Group	26
Additional Charges	28
TABLES	
Penal Code Section 12025/12031 Charges	
1 Level and Rate per 100,000 Population at Risk by Gender, Race/Ethnic Group, and Age Group	34
2 County by Firearms Offense and Level	36
3 Additional Offenses by Firearms Offense and Level	38
Penal Code Section 12025 Felony Charges	
4 County by Race/Ethnic Group and Gender	40
5 County by Age Group and Gender	42
Penal Code Section 12025 Misdemeanor Charges	
6 County by Race/Ethnic Group and Gender	44
7 County by Age Group and Gender	46
Penal Code Section 12031 Felony Charges	
8 County by Race/Ethnic Group and Gender	48
9 County by Age Group and Gender	50
Penal Code Section 12031 Misdemeanor Charges	
10 County by Race/Ethnic Group and Gender	52
11 County by Age Group and Gender	54
At Risk Population Estimates	
12 Race/Ethnic Group and Age Group by Gender	56
APPENDIX	57
Data Characteristics and Known Limitations	59
Arrest Offense Codes	60
Criminal Justice Glossary	62

INTRODUCTION

Prior to January 1, 2000, existing law generally provided that carrying a concealed or loaded firearm was punishable as a misdemeanor and, under certain circumstances, a felony. However, the Legislature determined that carrying a concealed or loaded firearm without being registered with the Department of Justice (DOJ) is a serious crime and should be treated as such. Assembly Bill (AB) 491 (Scott, 1999) amended both Penal Code (PC) sections 12025 (carrying a concealed firearm) and 12031 (carrying a loaded firearm) to increase the number of circumstances when the offense could be charged as a felony. The following additional circumstances make possession of a concealable or loaded firearm punishable as a felony:

- When a person has both the firearm and unexpended ammunition in their immediate possession and the person is not listed with the DOJ as the registered owner of the firearm (PC 12025).
- When a person carries a loaded firearm on his/her person or in a vehicle on any public street and the person is not listed with the DOJ as the registered owner of the firearm (PC 12031).

AB 491 also amended PC 12025 and 12031 to require each district attorney to report specified information to the Attorney General about individuals charged with carrying a concealed or loaded firearm. The specified information is to include the race, ethnicity, age, and gender of any person charged with a felony or misdemeanor under either PC 12025 or 12031 and any other offense charged in the same complaint or indictment. In addition, the Attorney General is required to compile these data and submit an annual report to the Legislature.

This report covers Fiscal Year (FY) 2002, July 1, 2001 through June 30, 2002.

METHODOLOGY

The Department of Justice developed the *Concealable Weapons Statistical System* to meet the data collection and reporting requirements of AB 491. Data collection began after all district attorneys were notified of the reporting requirement by the DOJ. District attorneys submit the information in electronic and manual formats.

The data analysis in this report is limited to a descriptive narrative text, tables, and charts. In the fifth year of this report (FY 2003/04), statistical data from multiple years will provide a basis for trend analysis about individuals charged with a felony or a misdemeanor under either PC 12025 or 12031.

INITIAL FINDINGS

The following information describes some of the most salient points about individuals charged under PC sections 12025 and 12031 from July 1, 2001 through June 30, 2002:

PC Section 12025:

- 48.1 percent were charged with a felony, and 51.9 percent were charged with a misdemeanor.
- 94.3 percent were male.
- 23.7 percent were black (blacks were 6.8 percent of California's population).
- 48.5 percent were in the 18-24 year old age group (18-24 year old age group was 12.4 percent of California's population).
- 75.6 percent of the additional offenses charged in addition to PC 12025 were felonies.

PC Section 12031:

- 54.5 percent were charged with a felony, and 45.5 percent were charged with a misdemeanor.
- 95.6 percent were male.
- 25.0 percent were black (blacks were 6.8 percent of California's population).
- 49.3 percent were in the 18-24 year old age group (18-24 year old age group was 12.4 percent of California's population).
- 82.0 percent of the additional offenses charged in addition to PC 12031 were felonies.

More detailed information is provided in the body of this report about the number of individuals charged under either PC section 12025 or 12031. This information is displayed by the level of the offense, gender, race/ethnic group, age group, and additional charges.

MORE 

■ **PC 12025**

■ **PC 12031**

■ **Data Tables**

■ **Appendix**

CJSC Home Page

CJSC Publications

AG Home Page

CONCEALABLE FIREARMS CHARGES IN CALIFORNIA
Fiscal Year 2001/2002



ANALYSIS OF
PC 12025

Violations for Carrying a
Concealed Firearm

MORE 

■ Preface **■ PC 12031** **■ Data Tables** **■ Appendix**

CJSC Home Page

CJSC Publications

AG Home Page

PC 12025 CHARGES
Number and Percent of Total by Level of Offense

Offense level	Number	Percent
Total	3,731	100.0
Felony	1,795	48.1
Misdemeanor	1,936	51.9

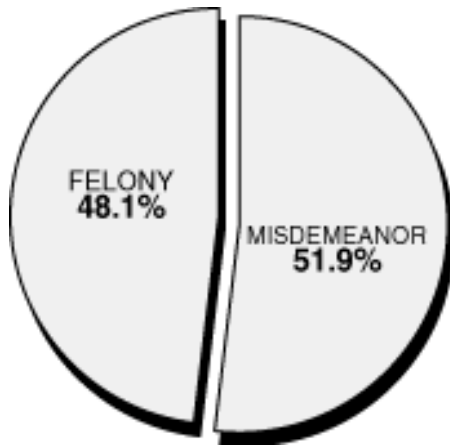
Source: Table 1.

Note: A PC 12025 offense is a "wobblor" and can be charged as either a felony or misdemeanor.

The following types of filing (felony/ misdemeanor) are referred to as the offense level throughout this report:

- A felony is a crime which is punishable by death or by imprisonment in the state prison.
- A misdemeanor is a crime punishable by imprisonment in a county jail for up to one year.

PC 12025 CHARGES
By Level of Offense



Of the 3,731 individuals charged with PC 12025:

- Felony charges accounted for 48.1 percent (1,795).
- Misdemeanor charges accounted for 51.9 percent (1,936).

GENDER

Of the 3,731 PC 12025 charges:

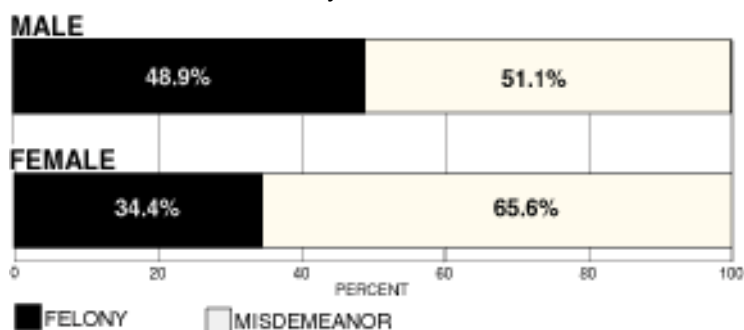
- Males were charged with more misdemeanors (51.1 percent) than felonies (48.9 percent).
- Females were charged with more misdemeanors (65.6 percent) than felonies (34.4 percent).

PC 12025 CHARGES
Offense Level by Gender

Gender	Total		Felony		Misdemeanor	
	Number	Row Percent	Number	Row Percent	Number	Row Percent
Total	3,731		1,795		1,936	
Male	3,519	100.0	1,722	48.9	1,797	51.1
Female	212	100.0	73	34.4	139	65.6

Source: Table 1.

PC 12025 CHARGES
Gender by Level of Offense



**PC 12025 CHARGES
Offense Level by Gender**

Gender	Total	Felony		Misdemeanor	
		Number	Column Percent	Number	Column Percent
Total	3,731	1,795	100.0	1,936	100.0
Male	3,519	1,722	95.9	1,797	92.8
Female	212	73	4.1	139	7.2

Source: Table 1.

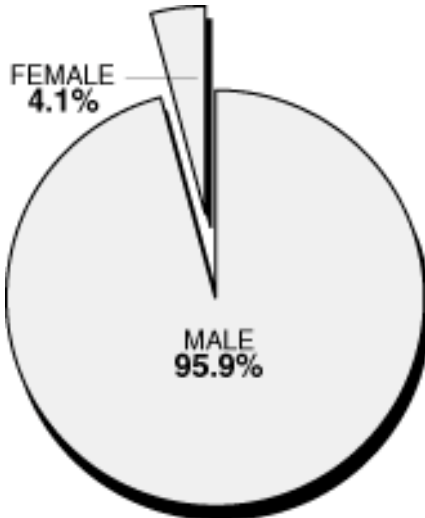
Of the 1,795 individuals charged with a felony under PC 12025:

- Males accounted for 95.9 percent (1,722).
- Females accounted for 4.1 percent (73).

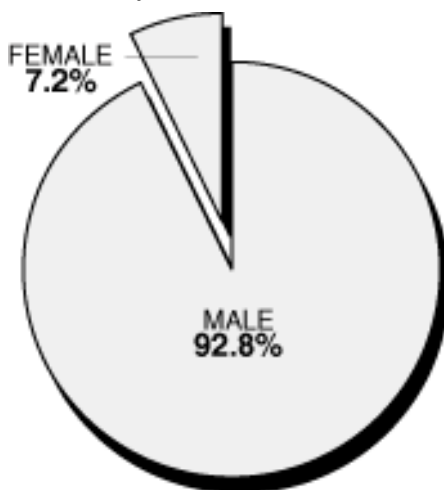
Of the 1,936 individuals charged with a misdemeanor under PC 12025:

- Males accounted for 92.8 percent (1,797).
- Females accounted for 7.2 percent (139).

**FELONY PC 12025 CHARGES
By Gender**



**MISDEMEANOR PC 12025 CHARGES
By Gender**



RACE/ETHNIC GROUP

Of the 3,731 PC 12025 charges:

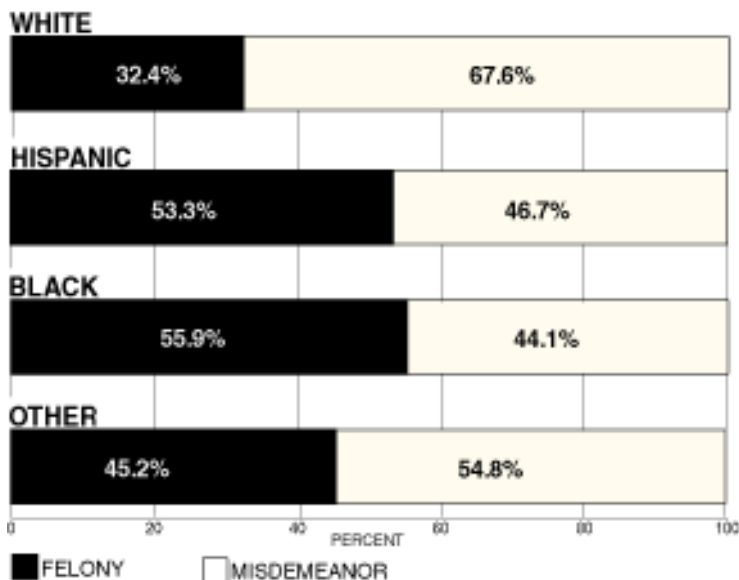
- Whites were charged with more misdemeanors (67.6 percent) than felonies (32.4 percent).
- Hispanics were charged with more felonies (53.3 percent) than misdemeanors (46.7 percent).
- Blacks were charged with more felonies (55.9 percent) than misdemeanors (44.1 percent).
- Others were charged with more misdemeanors (54.8 percent) than felonies (45.2 percent).

PC 12025 CHARGES
Offense Level by Race/Ethnic Group

Race/ ethnic group	Total		Felony		Misdemeanor	
	Number	Row Percent	Number	Row Percent	Number	Row Percent
Total	3,731		1,795		1,936	
White	960	100.0	311	32.4	649	67.6
Hispanic	1,676	100.0	894	53.3	782	46.7
Black	885	100.0	495	55.9	390	44.1
Other	210	100.0	95	45.2	115	54.8

Source: Table 1.

PC 12025 CHARGES
Race/Ethnic Group by Level of Offense



PC 12025 CHARGES
Offense Level by Race/Ethnic Group

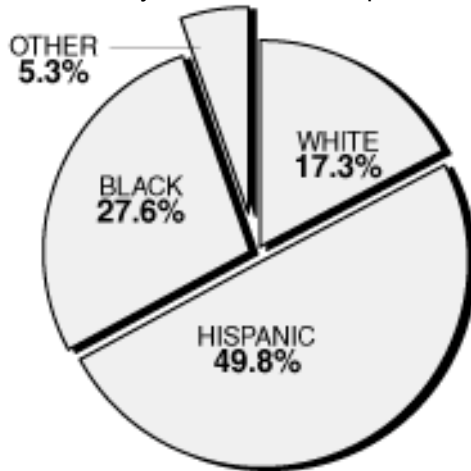
Race/ethnic group	Total	Felony		Misdemeanor	
		Number	Column Percent	Number	Column Percent
Total	3,731	1,795	100.0	1,936	100.0
White	960	311	17.3	649	33.5
Hispanic	1,676	894	49.8	782	40.4
Black	885	495	27.6	390	20.1
Other	210	95	5.3	115	5.9

Source: Table 1.

Of the 1,795 individuals charged with a felony under PC 12025:

- Whites accounted for 17.3 percent (311).
- Hispanics accounted for 49.8 percent (894).
- Blacks accounted for 27.6 percent (495).
- Others accounted for 5.3 percent (95).

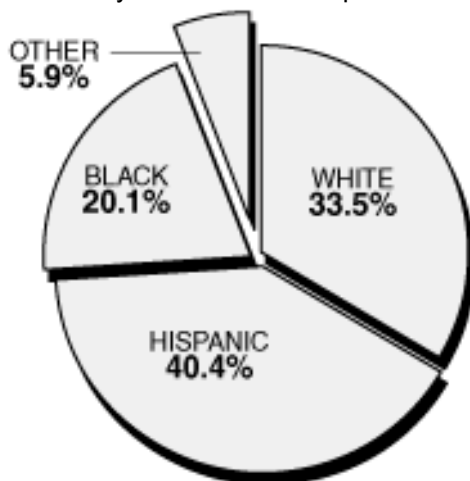
FELONY PC 12025 CHARGES
By Race/Ethnic Group



Of the 1,936 individuals charged with a misdemeanor under PC 12025:

- Whites accounted for 33.5 percent (649).
- Hispanics accounted for 40.4 percent (782).
- Blacks accounted for 20.1 percent (390).
- Others accounted for 5.9 percent (115).

MISDEMEANOR PC 12025 CHARGES
By Race/Ethnic Group



Note: Percentages may not add to 100.0 because of rounding.

AGE GROUP

Of the 3,731 PC 12025 charges:

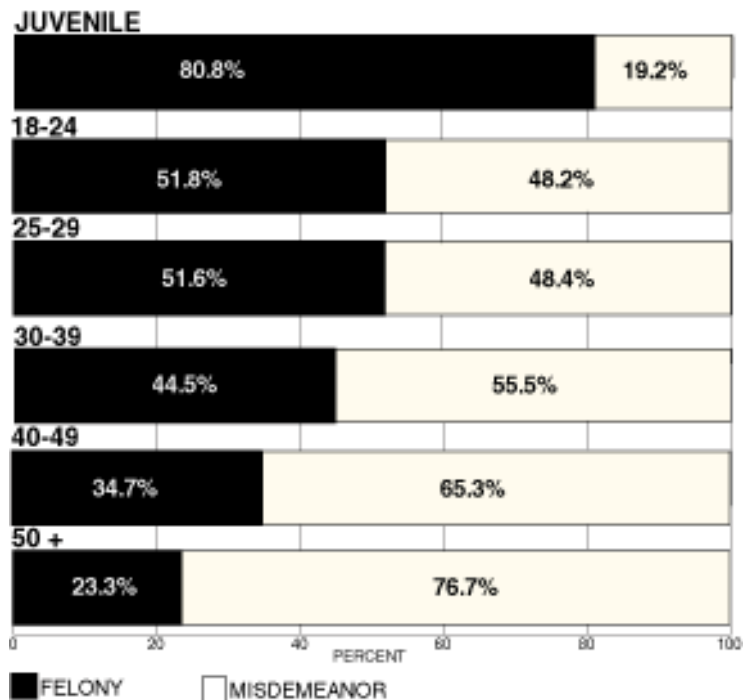
- Juveniles were charged with more felonies (80.8 percent) than misdemeanors (19.2 percent).
- 18-24 year olds were charged with more felonies (51.8 percent) than misdemeanors (48.2 percent).
- 25-29 year olds were charged with more felonies (51.6 percent) than misdemeanors (48.4 percent).
- 30-39 year olds were charged with more misdemeanors (55.5 percent) than felonies (44.5 percent).
- 40-49 year olds were charged with more misdemeanors (65.3 percent) than felonies (34.7 percent).
- 50+ year olds were charged with more misdemeanors (76.7 percent) than felonies (23.3 percent).

PC 12025 CHARGES
Offense Level by Age Group

Age group	Total		Felony		Misdemeanor	
	Number	Row Percent	Number	Row Percent	Number	Row Percent
Total	3,731		1,795		1,936	
Juvenile	78	100.0	63	80.8	15	19.2
18-24	1,810	100.0	938	51.8	872	48.2
25-29	657	100.0	339	51.6	318	48.4
30-39	670	100.0	298	44.5	372	55.5
40-49	323	100.0	112	34.7	211	65.3
50+	193	100.0	45	23.3	148	76.7

Source: Table 1.

PC 12025 CHARGES
Age Group by Level of Offense



PC 12025 CHARGES
Offense Level by Age Group

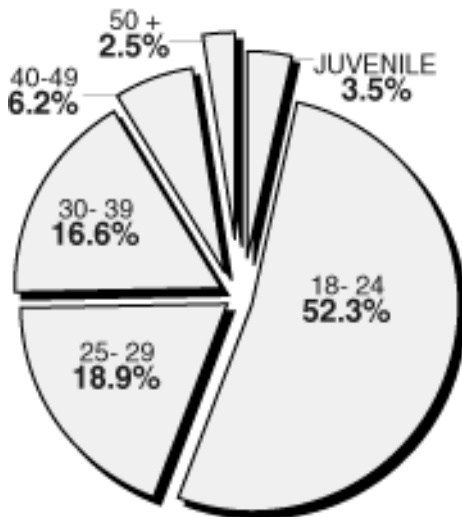
Age group	Total	Felony		Misdemeanor	
		Number	Column Percent	Number	Column Percent
Total	3,731	1,795	100.0	1,936	100.0
Juvenile	78	63	3.5	15	0.8
18-24	1,810	938	52.3	872	45.0
25-29	657	339	18.9	318	16.4
30-39	670	298	16.6	372	19.2
40-49	323	112	6.2	211	10.9
50+	193	45	2.5	148	7.6

Source: Table 1.

Of the 1,795 individuals charged with a felony under PC 12025:

- Juveniles accounted for 3.5 percent (63).
- 18-24 year olds accounted for 52.3 percent (938).
- 25-29 year olds accounted for 18.9 percent (339).
- 30-39 year olds accounted for 16.6 percent (298).
- 40-49 year olds accounted for 6.2 percent (112).
- 50+ year olds accounted for 2.5 percent (45).

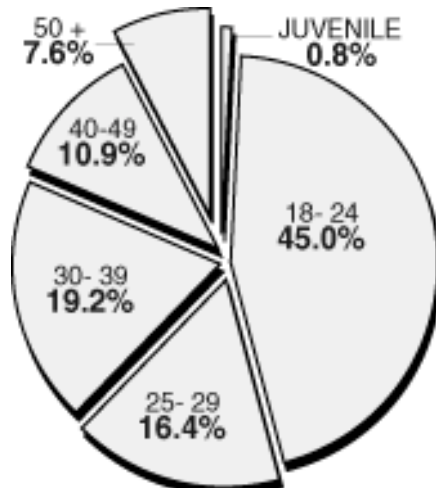
FELONY PC 12025 CHARGES
By Age Group



Of the 1,936 individuals charged with a misdemeanor under PC 12025:

- Juveniles accounted for 0.8 percent (15).
- 18-24 year olds accounted for 45.0 percent (872).
- 25-29 year olds accounted for 16.4 percent (318).
- 30-39 year olds accounted for 19.2 percent (372).
- 40-49 year olds accounted for 10.9 percent (211).
- 50+ year olds accounted for 7.6 percent (148).

MISDEMEANOR PC 12025 CHARGES
By Age Group



Note: Percentages may not add to 100.0 because of rounding.

ADDITIONAL CHARGES

"Additional charges" reflect the charges (up to three) in addition to the primary charge of PC 12025.

Of the 2,316 charges (in addition to felony PC 12025):

- Felonies account for 84.7 percent (1,962).
- Misdemeanors account for 15.3 percent (354).

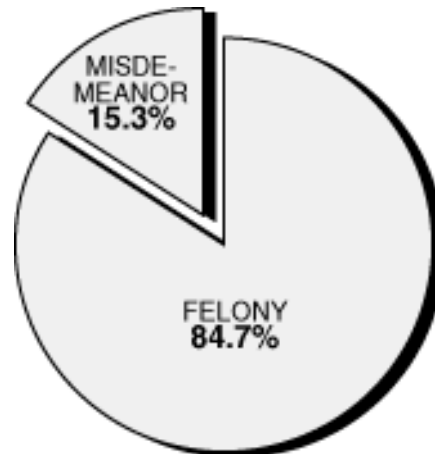
ADDITIONAL CHARGES
(In Addition to Felony PC 12025)
By Level and Type

Additional charges	Number	Percent of total	Percent of level
Total	2,316	100.0	-
Felonies	1,962	84.7	100.0
Violent offenses	253	10.9	12.9
Property offenses	184	7.9	9.4
Drug offenses	362	15.6	18.5
Weapons offenses	981	42.4	50.0
All other felonies	182	7.9	9.3
Misdemeanors	354	15.3	100.0
Assault and battery	54	2.3	15.3
Theft offenses	5	0.2	1.4
Drug offenses	59	2.5	16.7
Weapons offenses	143	6.2	40.4
All other misdemeanors	93	4.0	26.3

Source: Table 3.

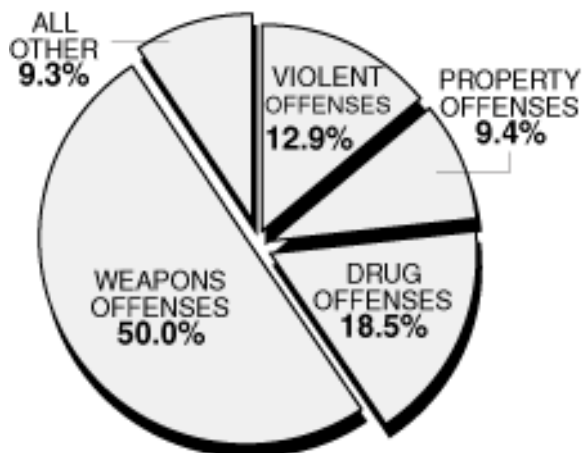
Note: Percentages may not add to subtotals or 100.0 because of rounding.

ADDITIONAL CHARGES
(In Addition to Felony PC 12025)
By Level



ADDITIONAL CHARGES

ADDITIONAL FELONY CHARGES
(In Addition to Felony PC 12025)
By Type

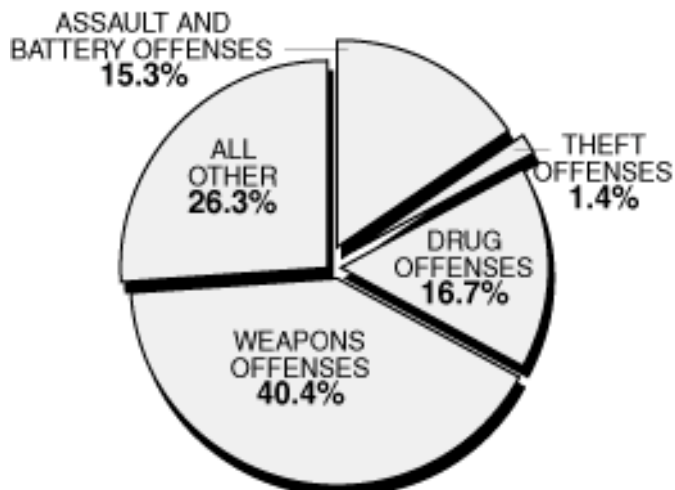


Note: Percentages may not add to 100.0 because of rounding.

Of the 1,962 additional felony charges:

- Violent offenses account for 12.9 percent (253).
- Property offenses account for 9.4 percent (184).
- Drug offenses account for 18.5 percent (362).
- Weapons offenses account for 50.0 percent (981).
- All other felony offenses account for 9.3 percent (182).

ADDITIONAL MISDEMEANOR CHARGES
(In Addition to Felony PC 12025)
By Type



Note: Percentages may not add to 100.0 because of rounding.

Of the 354 additional misdemeanor charges:

- Assault and battery offenses account for 15.3 percent (54).
- Theft offenses account for 1.4 percent (5).
- Drug offenses account for 16.7 percent (59).
- Weapons offenses account for 40.4 percent (143).
- All other misdemeanor offenses account for 26.3 percent (93).

ADDITIONAL CHARGES

"Additional charges" reflect the charges (up to three) in addition to the primary charge of PC 12025.

Of the 2,110 charges (in addition to misdemeanor PC 12025):

- Felonies account for 65.6 percent (1,384).
- Misdemeanors account for 34.4 percent (726).

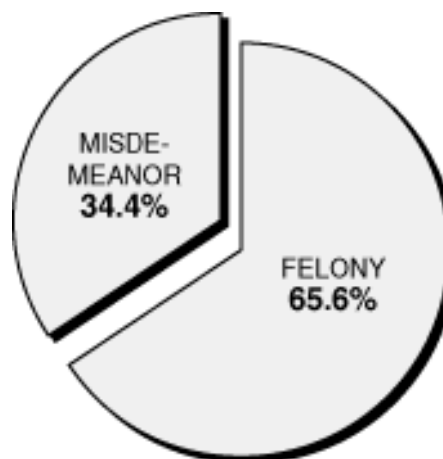
ADDITIONAL CHARGES
(In Addition to Misdemeanor PC 12025)
By Level and Type

Additional charges	Number	Percent of total	Percent of level
Total	2,110	100.0	-
Felonies	1,384	65.6	100.0
Violent offenses	164	7.8	11.8
Property offenses	116	5.5	8.4
Drug offenses	255	12.1	18.4
Weapons offenses	592	28.1	42.8
All other felonies	257	12.2	18.6
Misdemeanors	726	34.4	100.0
Assault and battery	109	5.2	15.0
Theft offenses	6	0.3	0.8
Drug offenses	161	7.6	22.2
Weapons offenses	228	10.8	31.4
All other misdemeanors	222	10.5	30.6

Source: Table 3.

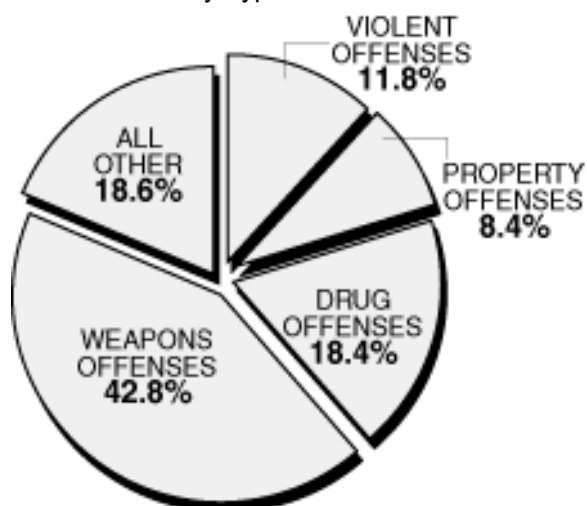
Note: Percentages may not add to subtotals because of rounding.

ADDITIONAL CHARGES
(In Addition to Misdemeanor PC 12025)
By Level



ADDITIONAL CHARGES

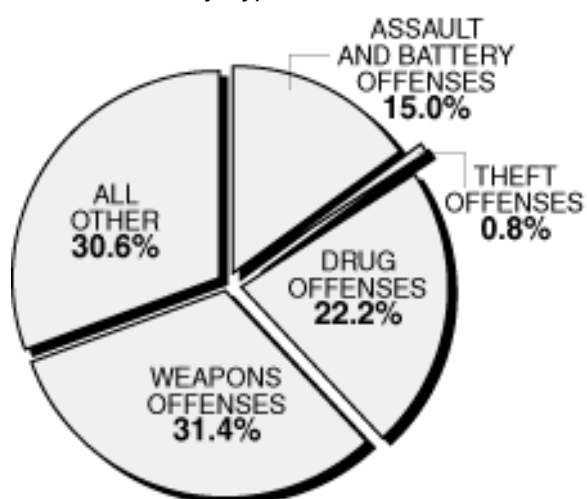
ADDITIONAL FELONY CHARGES
(In Addition to Misdemeanor PC 12025)
By Type



Of the 1,384 additional felony charges:

- Violent offenses account for 11.8 percent (164).
- Property offenses account for 8.4 percent (116).
- Drug offenses account for 18.4 percent (255).
- Weapons offenses account for 42.8 percent (592).
- All other felony offenses account for 18.6 percent (257).

ADDITIONAL MISDEMEANOR CHARGES
(In Addition to Misdemeanor PC 12025)
By Type



Of the 726 additional misdemeanor charges:

- Assault and battery offenses account for 15.0 percent (109).
- Theft offenses account for 0.8 percent (6).
- Drug offenses account for 22.2 percent (161).
- Weapons offenses account for 31.4 percent (228).
- All other misdemeanor offenses account for 30.6 percent (222).

[MORE](#) 

■ [Preface](#) ■ [PC 12031](#) ■ [Data Tables](#) ■ [Appendix](#)

[CJSC Home Page](#)

[CJSC Publications](#)

[AG Home Page](#)

CONCEALABLE FIREARMS CHARGES IN CALIFORNIA
Fiscal Year 2001/2002



ANALYSIS OF
PC 12031

Violations for Carrying a
Loaded Firearm

MORE 

■ Preface ■ PC 12025 ■ Data Tables ■ Appendix

[CJSC Home Page](#)

[CJSC Publications](#)

[AG Home Page](#)

PC 12031 CHARGES
Number and Percent of Total by Level of Offense

Offense level	Number	Percent
Total	2,159	100.0
Felony	1,177	54.5
Misdemeanor	982	45.5

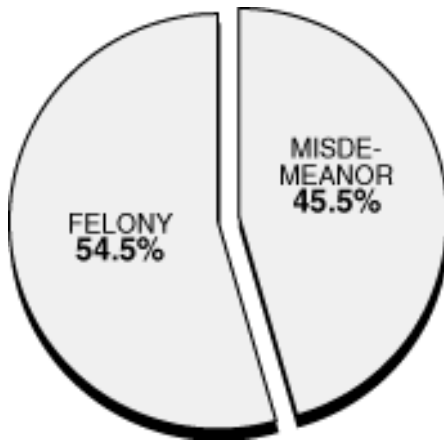
Source: Table 1.

Note: A PC 12031 offense is a "wobbler" and can be charged as either a felony or misdemeanor.

The following types of filing (felony/ misdemeanor) are referred to as the offense level throughout this report:

- A felony is a crime which is punishable by death or by imprisonment in state prison.
- A misdemeanor is a crime punishable by imprisonment in a county jail for up to one year.

PC 12031 CHARGES
By Level of Offense



Of the 2,159 individuals charged with PC 12031:

- Felony charges accounted for 54.5 percent (1,177).
- Misdemeanor charges accounted for 45.5 percent (982).

GENDER

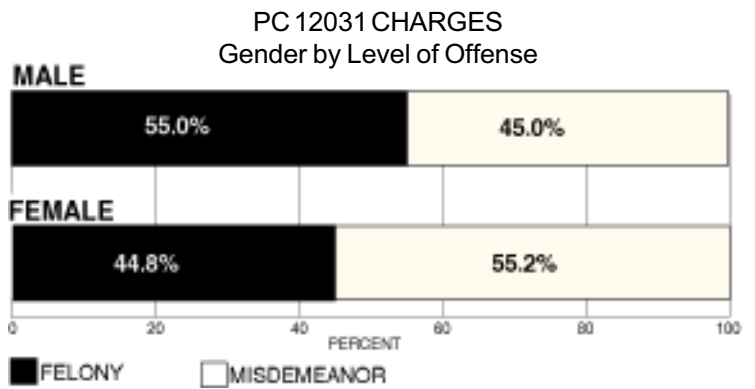
Of the 2,159 PC 12031 charges:

- Males were charged with more felonies (55.0 percent) than misdemeanors (45.0 percent).
- Females were charged with more misdemeanors (55.2 percent) than felonies (44.8 percent).

PC 12031 CHARGES
Offense Level by Gender

Gender	Total		Felony		Misdemeanor	
	Number	Row Percent	Number	Row Percent	Number	Row Percent
Total	2,159		1,177		982	
Male	2,063	100.0	1,134	55.0	929	45.0
Female	96	100.0	43	44.8	53	55.2

Source: Table 1.



**PC 12031 CHARGES
Offense Level by Gender**

Gender	Total	Felony		Misdemeanor	
		Number	Column Percent	Number	Column Percent
Total.....	2,159	1,177	100.0	982	100.0
Male.....	2,063	1,134	96.3	929	94.6
Female.....	96	43	3.7	53	5.4

Source: Table 1.

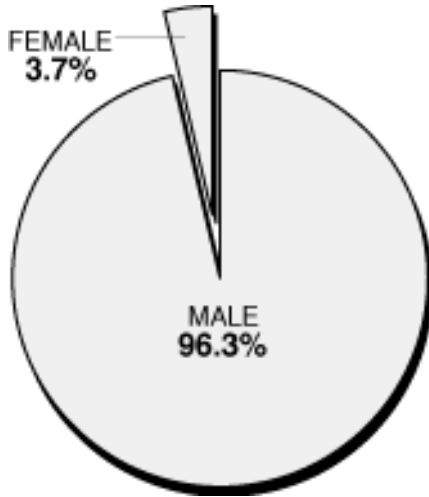
Of the 1,177 individuals charged with a felony under PC 12031:

- Males accounted for 96.3 percent (1,134).
- Females accounted for 3.7 percent (43).

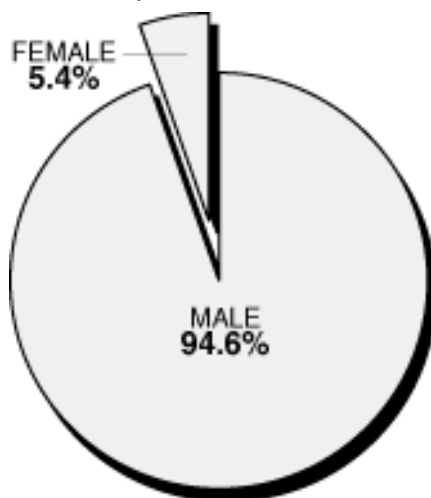
Of the 982 individuals charged with a misdemeanor under PC 12031:

- Males accounted for 94.6 percent (929).
- Females accounted for 5.4 percent (53).

**FELONY PC 12031 CHARGES
By Gender**



**MISDEMEANOR PC 12031 CHARGES
By Gender**



RACE/ETHNIC GROUP

Of the 2,159 PC 12031 charges:

- Whites were charged with more misdemeanors (68.8 percent) than felonies (31.3 percent).
- Hispanics were charged with more felonies (62.3 percent) than misdemeanors (37.7 percent).
- Blacks were charged with more felonies (66.2 percent) than misdemeanors (33.8 percent).
- Others were charged with more misdemeanors (53.8 percent) than felonies (46.2 percent).

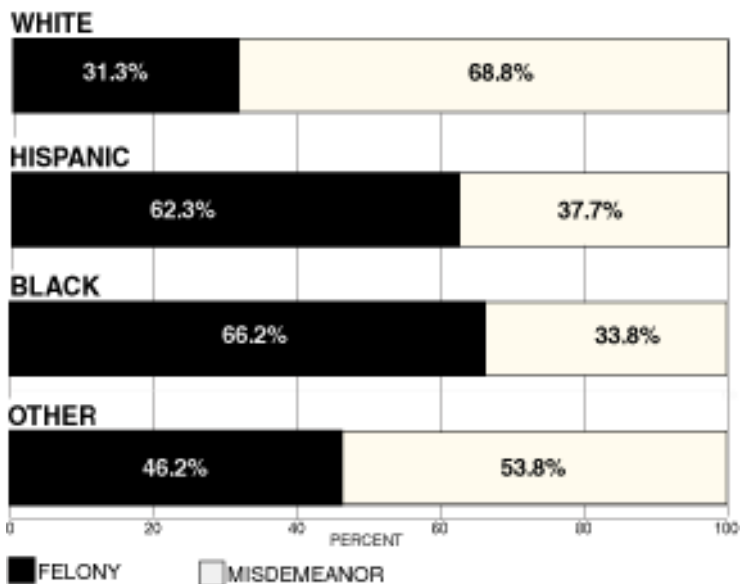
PC 12031 CHARGES
Offense Level by Race/Ethnic Group

Race/ ethnic group	Total		Felony		Misdemeanor	
	Number	Row Percent	Number	Row Percent	Number	Row Percent
Total	2,159		1,177		982	
White	560	100.0	175	31.3	385	68.8
Hispanic ...	967	100.0	602	62.3	365	37.7
Black	539	100.0	357	66.2	182	33.8
Other	93	100.0	43	46.2	50	53.8

Source: Table 1.

Note: Percentages may not add to 100.0 because of rounding.

PC 12031 CHARGES
Race/Ethnic Group by Level of Offense



PC 12031 CHARGES
Offense Level by Race/Ethnic Group

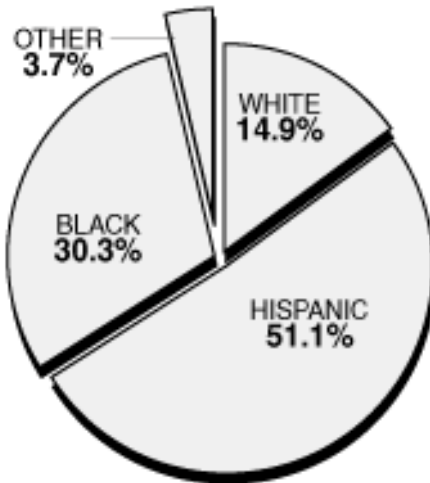
Race/ethnic group	Total	Felony		Misdemeanor	
		Number	Column Percent	Number	Column Percent
Total	2,159	1,177	100.0	982	100.0
White	560	175	14.9	385	39.2
Hispanic	967	602	51.1	365	37.2
Black	539	357	30.3	182	18.5
Other	93	43	3.7	50	5.1

Source: Table 1.

Of the 1,177 individuals charged with a felony under PC 12031:

- Whites accounted for 14.9 percent (175).
- Hispanics accounted for 51.1 percent (602).
- Blacks accounted for 30.3 percent (357).
- Others accounted for 3.7 percent (43).

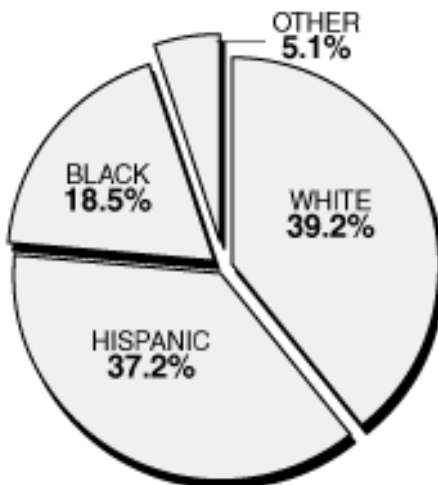
FELONY PC 12031 CHARGES
By Race/Ethnic Group



Of the 982 individuals charged with a misdemeanor under PC 12031:

- Whites accounted for 39.2 percent (385).
- Hispanics accounted for 37.2 percent (365).
- Blacks accounted for 18.5 percent (182).
- Others accounted for 5.1 percent (50).

MISDEMEANOR PC 12031 CHARGES
By Race/Ethnic Group



AGE GROUP

Of the 2,159 PC 12031 charges:

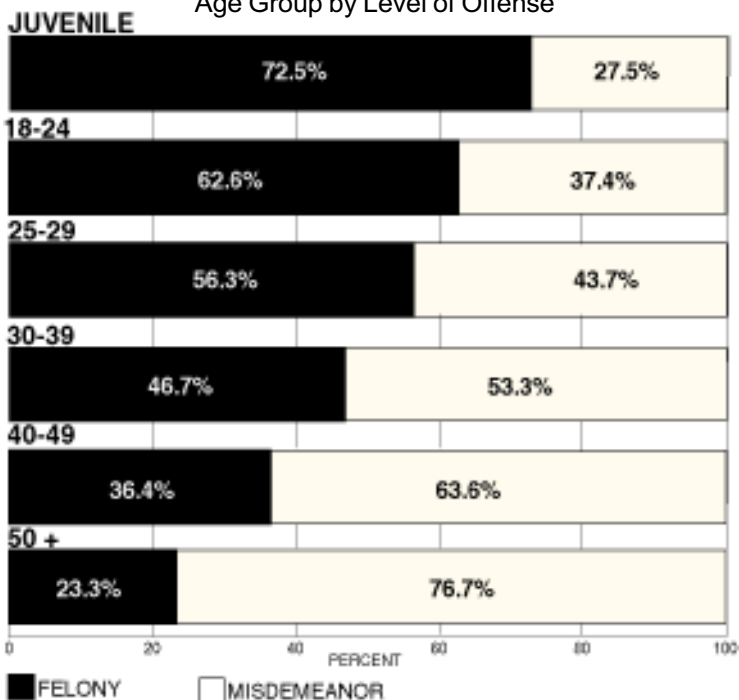
- Juveniles were charged with more felonies (72.5 percent) than misdemeanors (27.5 percent).
- 18-24 year olds were charged with more felonies (62.6 percent) than misdemeanors (37.4 percent).
- 25-29 year olds were charged with more felonies (56.3 percent) than misdemeanors (43.7 percent).
- 30-39 year olds were charged with more misdemeanors (53.3 percent) than felonies (46.7 percent).
- 40-49 year olds were charged with more misdemeanors (63.6 percent) than felonies (36.4 percent).
- 50+ year olds were charged with more misdemeanors (76.7 percent) than felonies (23.3 percent).

PC 12031 CHARGES
Offense Level by Age Group

Age group	Total		Felony		Misdemeanor	
	Number	Row Percent	Number	Row Percent	Number	Row Percent
Total	2,159		1,177		982	
Juvenile	69	100.0	50	72.5	19	27.5
18-24	1,064	100.0	666	62.6	398	37.4
25-29	339	100.0	191	56.3	148	43.7
30-39	360	100.0	168	46.7	192	53.3
40-49	198	100.0	72	36.4	126	63.6
50+	129	100.0	30	23.3	99	76.7

Source: Table 1.

PC 12031 CHARGES
Age Group by Level of Offense



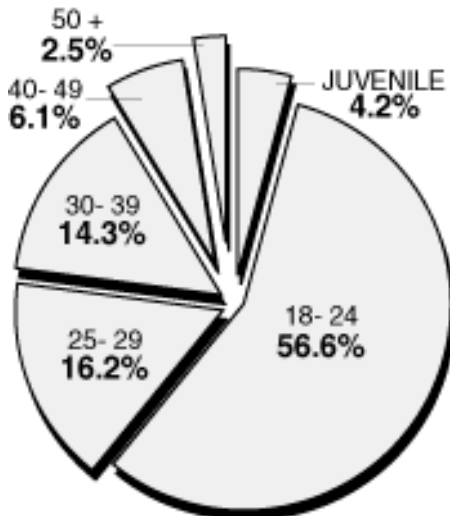
**PC 12031 CHARGES
Offense Level by Age Group**

Age group	Total	Felony		Misdemeanor	
		Number	Column Percent	Number	Column Percent
Total.....	2,159	1,177	100.0	982	100.0
Juvenile	69	50	4.2	19	1.9
18-24	1,064	666	56.6	398	40.5
25-29	339	191	16.2	148	15.1
30-39	360	168	14.3	192	19.6
40-49	198	72	6.1	126	12.8
50+	129	30	2.5	99	10.1

Source: Table 1.

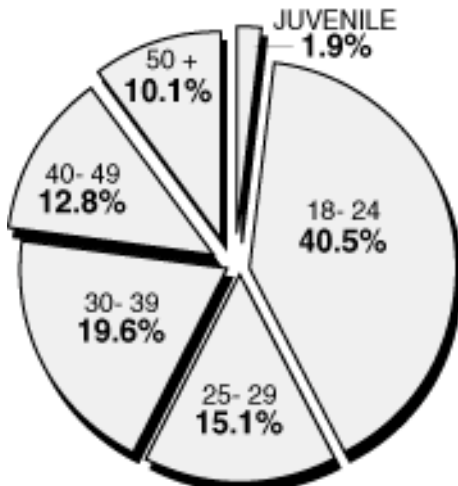
Note: Percentages may not add to 100.0 because of rounding.

**FELONY PC 12031 CHARGES
By Age Group**



Note: Percentages may not add to 100.0 because of rounding.

**MISDEMEANOR PC 12031 CHARGES
By Age Group**



Of the 1,177 individuals charged with a felony under PC 12031:

- Juveniles accounted for 4.2 percent (50).
- 18-24 year olds accounted for 56.6 percent (666).
- 25-29 year olds accounted for 16.2 percent (191).
- 30-39 year olds accounted for 14.3 percent (168).
- 40-49 year olds accounted for 6.1 percent (72).
- 50+ year olds accounted for 2.5 percent (30).

Of the 982 individuals charged with a misdemeanor under PC 12031:

- Juveniles accounted for 1.9 percent (19).
- 18-24 year olds accounted for 40.5 percent (398).
- 25-29 year olds accounted for 15.1 percent (148).
- 30-39 year olds accounted for 19.6 percent (192).
- 40-49 year olds accounted for 12.8 percent (126).
- 50+ year olds accounted for 10.1 percent (99).

ADDITIONAL CHARGES

"Additional charges" reflect the charges (up to three) in addition to the primary charge of PC 12031.

Of the 1,393 charges (in addition to felony PC 12031):

- Felonies account for 89.3 percent (1,244).
- Misdemeanors account for 10.7 percent (149).

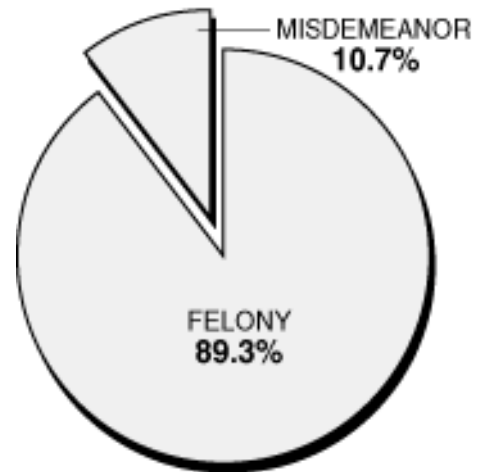
ADDITIONAL CHARGES
(In Addition to Felony PC 12031)
By Level and Type

Additional charges	Number	Percent of total	Percent of level
Total	1,393	100.0	-
Felonies	1,244	89.3	100.0
Violent offenses	246	17.7	19.8
Property offenses	123	8.8	9.9
Drug offenses	189	13.6	15.2
Weapons offenses	559	40.1	44.9
All other felonies	127	9.1	10.2
Misdemeanors	149	10.7	100.0
Assault and battery	34	2.4	22.8
Theft offenses	4	0.3	2.7
Drug offenses	31	2.2	20.8
Weapons offenses	35	2.5	23.5
All other misdemeanors	45	3.2	30.2

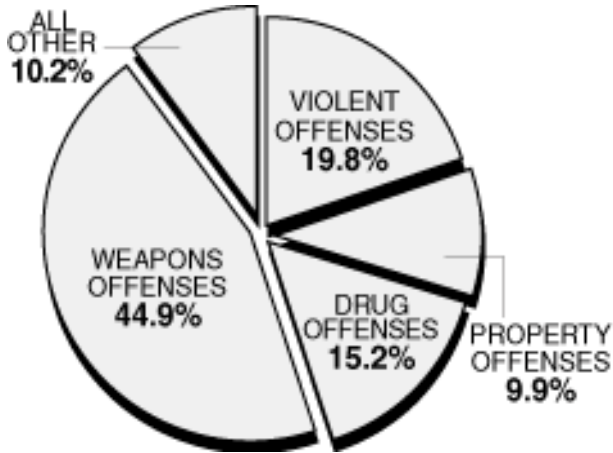
Source: Table 3.

Note: Percentages may not add to subtotal because of rounding.

ADDITIONAL CHARGES
(In Addition to Felony PC 12031)
By Level



ADDITIONAL FELONY CHARGES
(In Addition to Felony PC 12031)
By Type



Of the 1,244 additional felony charges:

- Violent offenses account for 19.8 percent (246).
- Property offenses account for 9.9 percent (123).
- Drug offenses account for 15.2 percent (189).
- Weapons offenses account for 44.9 percent (559).
- All other felony offenses account for 10.2 percent (127).

ADDITIONAL MISDEMEANOR CHARGES
(In Addition to Felony PC 12031)
By Type



Of the 149 additional misdemeanor charges:

- Assault and battery offenses account for 22.8 percent (34).
- Theft offenses account for 2.7 percent (4).
- Drug offenses account for 20.8 percent (31).
- Weapons offenses account for 23.5 percent (35).
- All other misdemeanor offenses account for 30.2 percent (45).

ADDITIONAL CHARGES

"Additional charges" reflect the charges (up to three) in addition to the primary charge of PC 12031.

Of the 861 charges (in addition to misdemeanor PC 12031):

- Felonies account for 70.3 percent (605).
- Misdemeanors account for 29.7 percent (256).

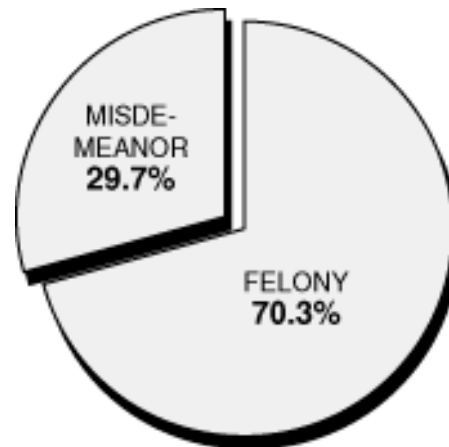
ADDITIONAL CHARGES
(In Addition to Misdemeanor PC 12031)
By Level and Type

Additional charges	Number	Percent of total	Percent of level
Total	861	100.0	-
Felonies	605	70.3	100.0
Violent offenses	88	10.2	14.5
Property offenses	71	8.2	11.7
Drug offenses	115	13.4	19.0
Weapons offenses	193	22.4	31.9
All other felonies	138	16.0	22.8
Misdemeanors	256	29.7	100.0
Assault and battery	54	6.3	21.1
Theft offenses	3	0.3	1.2
Drug offenses	69	8.0	27.0
Weapons offenses	27	3.1	10.5
All other misdemeanors	103	12.0	40.2

Source: Table 3.

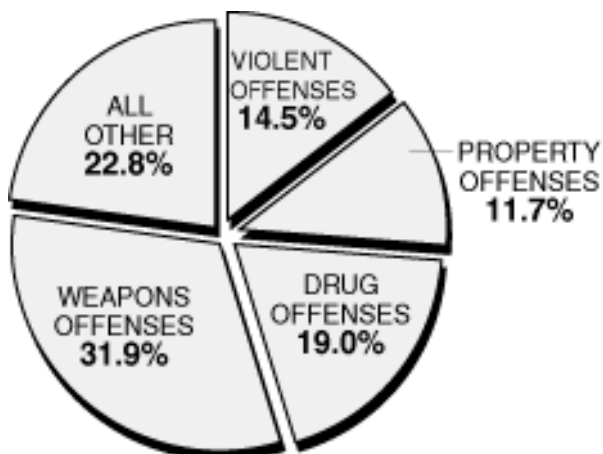
Note: Percentages may not add to subtotals or 100.0 because of rounding.

ADDITIONAL CHARGES
(In Addition to Misdemeanor PC 12031)
By Level



ADDITIONAL CHARGES

ADDITIONAL FELONY CHARGES
(In Addition to Misdemeanor PC 12031)
By Type



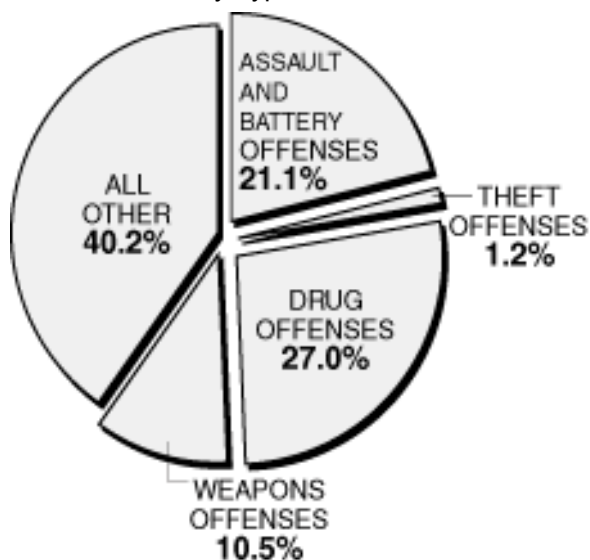
Note: Percentages may not add to 100.0 because of rounding.

Of the 605 additional felony charges:

- Violent offenses account for 14.5 percent (88).
- Property offenses account for 11.7 percent (71).
- Drug offenses account for 19.0 percent (115).
- Weapons offenses account for 31.9 percent (193).
- All other felony offenses account for 22.8 percent (138).

Of the 256 additional misdemeanor charges:

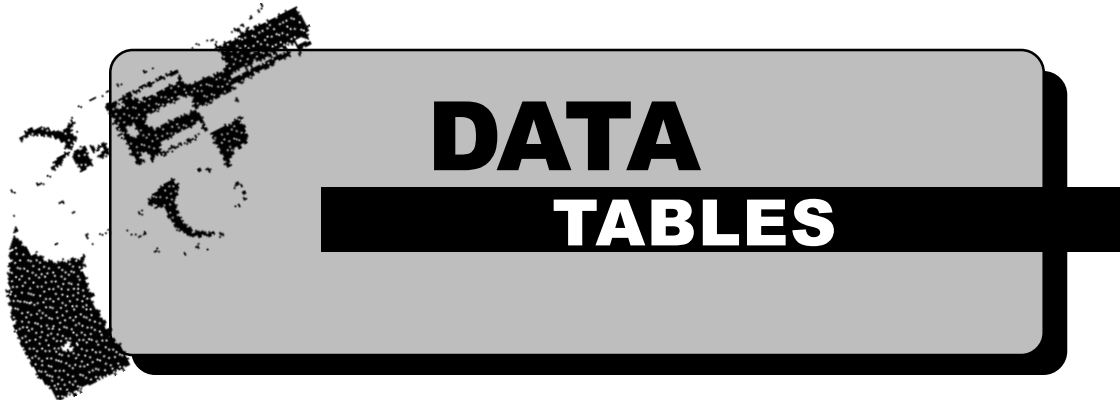
ADDITIONAL MISDEMEANOR CHARGES
(In Addition to Misdemeanor PC 12031)
By Type



- Assault and battery offenses account for 21.1 percent (54).
- Theft offenses account for 1.2 percent (3).
- Drug offenses account for 27.0 percent (69).
- Weapons offenses account for 10.5 percent (27).
- All other misdemeanor offenses account for 40.2 percent (103).

MORE 

CONCEALABLE FIREARMS CHARGES IN CALIFORNIA
Fiscal Year 2001/2002



Penal Code Section 12025/12031 Charges

- 1 Level and Rate per 100,000 Population at Risk by Gender, Race/Ethnic Group and Age Group
- 2 County by Firearms Offense and Level
- 3 Additional Offenses by Firearms Offense and Level

Penal Code Section 12025 Felony Charges

- 4 County by Race/Ethnic Group and Gender
- 5 County by Age Group and Gender

Penal Code Section 12025 Misdemeanor Charges

- 6 County by Race/Ethnic Group and Gender
- 7 County by Age Group and Gender

Penal Code Section 12031 Felony Charges

- 8 County by Race/Ethnic Group and Gender
- 9 County by Age Group and Gender

Penal Code Section 12031 Misdemeanor Charges

- 10 County by Race/Ethnic Group and Gender
- 11 County by Age Group and Gender

At Risk Population Estimates

- 12 Race/Ethnic Group and Age Group by Gender

■ [Preface](#) ■ [PC 12025](#) ■ [PC 12031](#) ■ [Appendix](#)

[CJSC Home Page](#)

[CJSC Publications](#)

[AG Home Page](#)

Table 1

PENAL CODE SECTION 12025/12031 CHARGES, FISCAL YEAR 2001/2002

Level and Rate per 100,000 Population at Risk by Gender, Race/Ethnic Group and Age Group

Race and age	Total		PC 12025				PC 12031			
	Number	Rate	Felony	Rate	Misdemeanor	Rate	Felony	Rate	Misdemeanor	Rate
Total	5,890	21.6	1,795	6.6	1,936	7.1	1,177	4.3	982	3.6
Juveniles	147	3.4	63	1.4	15	0.3	50	1.1	19	0.4
18-24	2,874	84.8	938	27.7	872	25.7	666	19.7	398	11.7
25-29	996	36.4	339	12.4	318	11.6	191	7.0	148	5.4
30-39	1,030	20.6	298	6.0	372	7.4	168	3.4	192	3.8
40-49	521	9.5	112	2.0	211	3.8	72	1.3	126	2.3
50+	322	5.1	45	0.7	148	2.3	30	0.5	99	1.6
Male	5,582	40.1	1,722	12.4	1,797	12.9	1,134	8.1	929	6.7
White	1,411	20.4	284	4.1	599	8.7	163	2.4	365	5.3
Juveniles ..	12	1.3	5	0.5	0	0.0	3	0.3	4	0.4
18-24	405	51.7	89	11.4	173	22.1	51	6.5	92	11.7
25-29	220	36.5	55	9.1	89	14.7	27	4.5	49	8.1
30-39	353	30.2	67	5.7	157	13.4	40	3.4	89	7.6
40-49	237	15.7	46	3.1	96	6.4	30	2.0	65	4.3
50+	184	9.5	22	1.1	84	4.4	12	0.6	66	3.4
Hispanic	2,546	58.8	872	20.1	738	17.0	586	13.5	350	8.1
Juveniles ..	91	10.4	42	4.8	10	1.1	29	3.3	10	1.1
18-24	1,495	244.4	518	84.7	410	67.0	388	63.4	179	29.3
25-29	459	88.2	171	32.9	139	26.7	89	17.1	60	11.5
30-39	333	34.6	105	10.9	112	11.6	61	6.3	55	5.7
40-49	126	16.5	29	3.8	52	6.8	14	1.8	31	4.1
50+	42	6.9	7	1.2	15	2.5	5	0.8	15	2.5
Black	1,337	143.4	476	51.1	353	37.9	343	36.8	165	17.7
Juveniles ..	26	15.7	8	4.8	2	1.2	11	6.6	5	3.0
18-24	710	507.6	255	182.3	180	128.7	185	132.3	90	64.3
25-29	218	203.0	82	76.4	56	52.1	59	54.9	21	19.6
30-39	225	134.6	90	53.8	55	32.9	56	33.5	24	14.4
40-49	101	57.7	31	17.7	31	17.7	22	12.6	17	9.7
50+	57	32.2	10	5.6	29	16.4	10	5.6	8	4.5
Other	288	16.7	90	5.2	107	6.2	42	2.4	49	2.8
Juveniles ..	10	3.6	4	1.4	0	0.0	6	2.2	0	0.0
18-24	141	60.7	49	21.1	48	20.7	23	9.9	21	9.0
25-29	49	24.4	18	9.0	12	6.0	8	4.0	11	5.5
30-39	51	16.0	15	4.7	28	8.8	1	0.3	7	2.2
40-49	19	5.7	1	0.3	12	3.6	2	0.6	4	1.2
50+	18	5.0	3	0.8	7	1.9	2	0.6	6	1.7

(continued)

Table 1 - continued

PENAL CODE SECTION 12025/12031 CHARGES, FISCAL YEAR 2001/2002

Level and Rate per 100,000 Population at Risk by Gender, Race/Ethnic Group and Age Group

Race and age	Total		PC 12025				PC 12031			
	Number	Rate	Felony	Rate	Misdemeanor	Rate	Felony	Rate	Misdemeanor	Rate
Female	308	2.3	73	0.5	139	1.0	43	0.3	53	0.4
White	109	1.6	27	0.4	50	0.7	12	0.2	20	0.3
Juveniles ..	3	0.3	1	0.1	2	0.2	0	0.0	0	0.0
18-24	28	3.9	9	1.3	13	1.8	4	0.6	2	0.3
25-29	19	3.3	5	0.9	7	1.2	4	0.7	3	0.5
30-39	24	2.1	6	0.5	9	0.8	3	0.3	6	0.5
40-49	21	1.4	3	0.2	11	0.7	1	0.1	6	0.4
50+	14	0.7	3	0.2	8	0.4	0	0.0	3	0.2
Hispanic	97	2.5	22	0.6	44	1.1	16	0.4	15	0.4
Juveniles ..	4	0.5	3	0.4	0	0.0	1	0.1	0	0.0
18-24	50	8.9	11	2.0	27	4.8	8	1.4	4	0.7
25-29	14	3.1	2	0.4	7	1.6	2	0.4	3	0.7
30-39	20	2.6	5	0.7	6	0.8	3	0.4	6	0.8
40-49	7	1.0	1	0.1	4	0.6	1	0.1	1	0.1
50+	2	0.3	0	0.0	0	0.0	1	0.2	1	0.2
Black	87	9.3	19	2.0	37	4.0	14	1.5	17	1.8
Juveniles ..	1	0.6	0	0.0	1	0.6	0	0.0	0	0.0
18-24	37	30.8	5	4.2	17	14.2	6	5.0	9	7.5
25-29	14	15.3	5	5.5	6	6.5	2	2.2	1	1.1
30-39	21	12.9	8	4.9	4	2.5	4	2.5	5	3.1
40-49	9	4.7	1	0.5	4	2.1	2	1.0	2	1.0
50+	5	2.4	0	0.0	5	2.4	0	0.0	0	0.0
Other	15	0.8	5	0.3	8	0.5	1	0.1	1	0.1
Juveniles ..	0	0.0	0	0.0	0	0.0	0	0.0	0	0.0
18-24	8	3.6	2	0.9	4	1.8	1	0.5	1	0.5
25-29	3	1.5	1	0.5	2	1.0	0	0.0	0	0.0
30-39	3	0.9	2	0.6	1	0.3	0	0.0	0	0.0
40-49	1	0.3	0	0.0	1	0.3	0	0.0	0	0.0
50+	0	0.0	0	0.0	0	0.0	0	0.0	0	0.0

Notes: Rates are based on annual population estimates provided by the Demographic Research Unit, California Department of Finance.
Rates are based on the population at risk for the year. The population at risk is 10-69 years of age.

Table 2
PENAL CODE SECTION 12025/12031 CHARGES, FISCAL YEAR 2001/2002
 County by Firearms Offense and Level

County	Total	PC 12025		PC 12031	
		Felony	Misdemeanor	Felony	Misdemeanor
Total	5,890	1,795	1,936	1,177	982
Alameda	106	36	55	4	11
Alpine	11	1	3	0	7
Amador	4	0	2	2	0
Butte	25	9	5	2	9
Calaveras	13	5	4	1	3
Colusa	13	1	7	0	5
Contra Costa	129	17	61	10	41
Del Norte	3	0	0	0	3
El Dorado	22	1	8	5	8
Fresno	188	52	80	18	38
Glenn	1	0	0	1	0
Humboldt	27	1	11	2	13
Imperial	27	10	14	0	3
Inyo	1	0	1	0	0
Kern	220	24	87	60	49
Kings	43	26	1	16	0
Lake	13	3	4	4	2
Lassen	9	3	1	1	4
Los Angeles	2,103	790	569	595	149
Madera	37	16	9	7	5
Marin	20	11	4	3	2
Mariposa	1	0	1	0	0
Mendocino	32	6	5	12	9
Merced	51	21	14	6	10
Modoc	2	0	1	1	0
Mono	1	0	1	0	0
Monterey	117	45	24	26	22
Napa	8	2	1	3	2

(continued)

Table 2 - continued
PENAL CODE SECTION 12025/12031 CHARGES, FISCAL YEAR 2001/2002
 County by Firearms Offense and Level

County	Total	PC 12025		PC 12031	
		Felony	Misdemeanor	Felony	Misdemeanor
Nevada	22	6	10	3	3
Orange	430	177	106	90	57
Placer	37	9	14	2	12
Plumas	8	0	4	1	3
Riverside	339	8	182	19	130
Sacramento	166	21	86	13	46
San Benito	8	2	1	0	5
San Bernardino ..	197	53	48	49	47
San Diego	247	69	95	33	50
San Francisco	257	128	46	58	25
San Joaquin	71	10	50	2	9
San Luis Obispo .	51	4	16	9	22
San Mateo	54	14	14	16	10
Santa Barbara	38	10	11	8	9
Santa Clara	156	48	80	10	18
Santa Cruz	26	14	4	3	5
Shasta	14	0	1	5	8
Sierra	4	1	1	0	2
Siskiyou	35	13	5	6	11
Solano	60	10	30	6	14
Sonoma	80	18	21	19	22
Stanislaus	80	25	33	11	11
Sutter	14	0	12	0	2
Tehama	20	9	2	3	6
Trinity	7	0	0	0	7
Tulare	98	23	41	13	21
Tuolumne	6	4	1	1	0
Ventura	66	15	32	0	19
Yolo	56	23	11	15	7
Yuba	16	1	6	3	6

Table 3
PENAL CODE SECTION 12025/12031 CHARGES, FISCAL YEAR 2001/2002
 Additional Offenses by Firearms Offense and Level

Additional Offenses	Total	PC 12025		PC 12031	
		Felony	Misdemeanor	Felony	Misdemeanor
Total	6,680	2,316	2,110	1,393	861
Felonies	5,195	1,962	1,384	1,244	605
Willful homicide	52	19	6	26	1
Manslaughter, non-vehicular ...	1	0	0	1	0
Manslaughter, vehicular	0	0	0	0	0
Forcible rape	3	2	0	1	0
Robbery	94	44	18	28	4
Assault	592	183	137	189	83
Kidnapping	9	5	3	1	0
Burglary	79	20	24	23	12
Theft	320	130	72	76	42
Motor vehicle theft	73	29	13	21	10
Forgery, checks, access cards	22	5	7	3	7
Arson	0	0	0	0	0
Narcotics	141	69	29	27	16
Marijuana	131	39	52	28	12
Dangerous drugs	631	243	172	131	85
Other drug law violations	18	11	2	3	2
Lewd or lascivious	7	2	2	0	3
Other sex law violations	6	1	5	0	0
Weapons	2,325	981	592	559	193
Drive under the influence ...	385	46	217	14	108
Hit-and-run	6	4	2	0	0
Escape	1	1	0	0	0
Bookmaking	0	0	0	0	0
Other felonies	299	128	31	113	27

(continued)

Table 3 - continued
PENAL CODE SECTION 12025/12031 CHARGES, FISCAL YEAR 2001/2002
 Additional Offenses by Firearms Offense and Level

Additional Offenses	Total	PC 12025		PC 12031	
		Felony	Misdemeanor	Felony	Misdemeanor
Misdemeanors	1,485	354	726	149	256
Manslaughter	0	0	0	0	0
Assault-battery	251	54	109	34	54
Petty theft	2	0	1	1	0
Other theft	16	5	5	3	3
Checks, access cards	0	0	0	0	0
Marijuana	117	18	61	8	30
Other drugs	203	41	100	23	39
Indecent exposure	0	0	0	0	0
Annoying children	0	0	0	0	0
Obscene matter	0	0	0	0	0
Lewd conduct	3	0	2	0	1
Prostitution	4	1	2	0	1
Contributing delinquency minor	0	0	0	0	0
Drunk	0	0	0	0	0
Liquor laws	18	2	12	1	3
Disorderly conduct	1	0	0	0	1
Disturbing peace	14	1	10	0	3
Vandalism	0	0	0	0	0
Malicious mischief	4	4	0	0	0
Trespassing	8	1	4	1	2
Weapons	433	143	228	35	27
Drive under the influence ...	0	0	0	0	0
Hit-and-run	14	2	4	3	5
Selected traffic	17	4	10	1	2
Joyriding	0	0	0	0	0
Gambling	0	0	0	0	0
Nonsupport	0	0	0	0	0
Glue sniffing	0	0	0	0	0
Failure to appear, non-traffic ...	0	0	0	0	0
Other misdemeanors	380	78	178	39	85

Table 4
PENAL CODE SECTION 12025 FELONY CHARGES, FISCAL YEAR 2001/2002
 County by Race/Ethnic Group and Gender

County	Total			White			Hispanic			Black			Other		
	Total	Male	Female	Total	Male	Female	Total	Male	Female	Total	Male	Female	Total	Male	Female
Total	1,795	1,722	73	311	284	27	894	872	22	495	476	19	95	90	5
Alameda	36	36	0	5	5	0	9	9	0	20	20	0	2	2	0
Alpine	1	1	0	1	1	0	0	0	0	0	0	0	0	0	0
Amador	0	0	0	0	0	0	0	0	0	0	0	0	0	0	0
Butte	9	8	1	7	6	1	0	0	0	2	2	0	0	0	0
Calaveras	5	5	0	4	4	0	0	0	0	0	0	0	1	1	0
Colusa	1	1	0	0	0	0	1	1	0	0	0	0	0	0	0
Contra Costa ..	17	15	2	3	3	0	4	3	1	9	8	1	1	1	0
Del Norte	0	0	0	0	0	0	0	0	0	0	0	0	0	0	0
El Dorado	1	1	0	1	1	0	0	0	0	0	0	0	0	0	0
Fresno	52	49	3	8	8	0	28	27	1	8	7	1	8	7	1
Glenn	0	0	0	0	0	0	0	0	0	0	0	0	0	0	0
Humboldt	1	1	0	1	1	0	0	0	0	0	0	0	0	0	0
Imperial	10	9	1	3	3	0	6	5	1	1	1	0	0	0	0
Inyo	0	0	0	0	0	0	0	0	0	0	0	0	0	0	0
Kern	24	24	0	4	4	0	18	18	0	1	1	0	1	1	0
Kings	26	26	0	2	2	0	20	20	0	2	2	0	2	2	0
Lake	3	3	0	1	1	0	2	2	0	0	0	0	0	0	0
Lassen	3	3	0	1	1	0	1	1	0	1	1	0	0	0	0
Los Angeles ...	790	771	19	45	42	3	426	419	7	292	283	9	27	27	0
Madera	16	15	1	3	2	1	12	12	0	1	1	0	0	0	0
Marin	11	9	2	6	5	1	1	1	0	3	2	1	1	1	0
Mariposa	0	0	0	0	0	0	0	0	0	0	0	0	0	0	0
Mendocino	6	6	0	6	6	0	0	0	0	0	0	0	0	0	0
Merced	21	20	1	3	3	0	15	14	1	0	0	0	3	3	0
Modoc	0	0	0	0	0	0	0	0	0	0	0	0	0	0	0
Mono	0	0	0	0	0	0	0	0	0	0	0	0	0	0	0
Monterey	45	43	2	12	10	2	30	30	0	2	2	0	1	1	0
Napa	2	2	0	1	1	0	1	1	0	0	0	0	0	0	0

(continued)

Table 4 - continued
PENAL CODE SECTION 12025 FELONY CHARGES, FISCAL YEAR 2001/2002
 County by Race/Ethnic Group and Gender

County	Total			White			Hispanic			Black			Other		
	Total	Male	Female	Total	Male	Female	Total	Male	Female	Total	Male	Female	Total	Male	Female
Nevada	6	6	0	5	5	0	1	1	0	0	0	0	0	0	0
Orange	177	167	10	27	24	3	133	127	6	6	5	1	11	11	0
Placer	9	9	0	5	5	0	2	2	0	2	2	0	0	0	0
Plumas	0	0	0	0	0	0	0	0	0	0	0	0	0	0	0
Riverside	8	7	1	1	1	0	5	4	1	2	2	0	0	0	0
Sacramento	21	21	0	8	8	0	7	7	0	6	6	0	0	0	0
San Benito	2	1	1	0	0	0	2	1	1	0	0	0	0	0	0
San Bernardino .	53	51	2	10	8	2	36	36	0	6	6	0	1	1	0
San Diego	69	68	1	21	21	0	24	23	1	21	21	0	3	3	0
San Francisco .	128	117	11	31	28	3	0	0	0	79	74	5	18	15	3
San Joaquin ...	10	10	0	5	5	0	4	4	0	1	1	0	0	0	0
San Luis Obispo	4	4	0	1	1	0	3	3	0	0	0	0	0	0	0
San Mateo	14	14	0	4	4	0	6	6	0	4	4	0	0	0	0
Santa Barbara	10	10	0	5	5	0	4	4	0	1	1	0	0	0	0
Santa Clara	48	46	2	10	9	1	23	23	0	10	9	1	5	5	0
Santa Cruz	14	14	0	4	4	0	9	9	0	1	1	0	0	0	0
Shasta	0	0	0	0	0	0	0	0	0	0	0	0	0	0	0
Sierra	1	1	0	1	1	0	0	0	0	0	0	0	0	0	0
Siskiyou	13	9	4	12	9	3	1	0	1	0	0	0	0	0	0
Solano	10	9	1	4	3	1	2	2	0	4	4	0	0	0	0
Sonoma	18	18	0	10	10	0	7	7	0	1	1	0	0	0	0
Stanislaus	25	24	1	5	5	0	18	18	0	0	0	0	2	1	1
Sutter	0	0	0	0	0	0	0	0	0	0	0	0	0	0	0
Tehama	9	7	2	6	4	2	2	2	0	0	0	0	1	1	0
Trinity	0	0	0	0	0	0	0	0	0	0	0	0	0	0	0
Tulare	23	21	2	6	5	1	15	14	1	1	1	0	1	1	0
Tuolumne	4	4	0	3	3	0	1	1	0	0	0	0	0	0	0
Ventura	15	14	1	5	4	1	10	10	0	0	0	0	0	0	0
Yolo	23	21	2	5	3	2	5	5	0	8	8	0	5	5	0
Yuba	1	1	0	0	0	0	0	0	0	0	0	0	1	1	0

Table 5
PENAL CODE SECTION 12025 FELONY CHARGES, FISCAL YEAR 2001/2002
 County by Age Group and Gender

County	Total			Juveniles			18-24			25-29			30-39			40-49			50+		
	Total	Male	Female	Total	Male	Female	Total	Male	Female	Total	Male	Female	Total	Male	Female	Total	Male	Female	Total	Male	Female
Total	1,795	1,722	73	63	59	4	938	911	27	339	326	13	298	277	21	112	107	5	45	42	3
Alameda	36	36	0	0	0	0	14	14	0	6	6	0	11	11	0	4	4	0	1	1	0
Alpine	1	1	0	0	0	0	0	0	0	0	0	0	0	0	0	1	1	0	0	0	0
Amador	0	0	0	0	0	0	0	0	0	0	0	0	0	0	0	0	0	0	0	0	0
Butte	9	8	1	0	0	0	3	3	0	2	1	1	2	2	0	1	1	0	1	1	0
Calaveras	5	5	0	0	0	0	1	1	0	1	1	0	3	3	0	0	0	0	0	0	0
Colusa	1	1	0	0	0	0	1	1	0	0	0	0	0	0	0	0	0	0	0	0	0
Contra Costa	17	15	2	4	4	0	7	7	0	1	1	0	4	2	2	1	1	0	0	0	0
Del Norte	0	0	0	0	0	0	0	0	0	0	0	0	0	0	0	0	0	0	0	0	0
El Dorado	1	1	0	0	0	0	0	0	0	0	0	0	0	0	0	0	0	0	1	1	0
Fresno	52	49	3	4	4	0	26	25	1	11	10	1	9	8	1	2	2	0	0	0	0
Glenn	0	0	0	0	0	0	0	0	0	0	0	0	0	0	0	0	0	0	0	0	0
Humboldt	1	1	0	0	0	0	1	1	0	0	0	0	0	0	0	0	0	0	0	0	0
Imperial	10	9	1	0	0	0	7	6	1	1	1	0	1	1	0	0	0	0	1	1	0
Inyo	0	0	0	0	0	0	0	0	0	0	0	0	0	0	0	0	0	0	0	0	0
Kern	24	24	0	0	0	0	14	14	0	6	6	0	4	4	0	0	0	0	0	0	0
Kings	26	26	0	1	1	0	9	9	0	4	4	0	7	7	0	4	4	0	1	1	0
Lake	3	3	0	0	0	0	2	2	0	0	0	0	0	0	0	1	1	0	0	0	0
Lassen	3	3	0	1	1	0	1	1	0	0	0	0	0	0	0	1	1	0	0	0	0
Los Angeles	790	771	19	12	11	1	444	441	3	165	161	4	121	114	7	37	35	2	11	9	2
Madera	16	15	1	0	0	0	6	6	0	5	5	0	4	4	0	1	0	1	0	0	0
Marin	11	9	2	0	0	0	4	3	1	2	2	0	1	0	1	2	2	0	2	2	0
Mariposa	0	0	0	0	0	0	0	0	0	0	0	0	0	0	0	0	0	0	0	0	0
Mendocino	6	6	0	0	0	0	0	0	0	3	3	0	0	0	0	1	1	0	2	2	0
Merced	21	20	1	0	0	0	10	9	1	4	4	0	5	5	0	1	1	0	1	1	0
Modoc	0	0	0	0	0	0	0	0	0	0	0	0	0	0	0	0	0	0	0	0	0
Mono	0	0	0	0	0	0	0	0	0	0	0	0	0	0	0	0	0	0	0	0	0
Monterey	45	43	2	5	5	0	22	22	0	7	7	0	10	8	2	0	0	0	1	1	0
Napa	2	2	0	0	0	0	0	0	0	0	0	0	2	2	0	0	0	0	0	0	0

(continued)

Table 6
PENAL CODE SECTION 12025 MISDEMEANOR CHARGES, FISCAL YEAR 2001/2002
 County by Race/Ethnic Group and Gender

County	Total			White			Hispanic			Black			Other		
	Total	Male	Female	Total	Male	Female	Total	Male	Female	Total	Male	Female	Total	Male	Female
Total	1,936	1,797	139	649	599	50	782	738	44	390	353	37	115	107	8
Alameda	55	50	5	15	13	2	13	12	1	23	21	2	4	4	0
Alpine	3	3	0	3	3	0	0	0	0	0	0	0	0	0	0
Amador	2	2	0	2	2	0	0	0	0	0	0	0	0	0	0
Butte	5	4	1	3	2	1	2	2	0	0	0	0	0	0	0
Calaveras	4	4	0	4	4	0	0	0	0	0	0	0	0	0	0
Colusa	7	6	1	3	2	1	3	3	0	0	0	0	1	1	0
Contra Costa	61	57	4	29	28	1	14	13	1	16	15	1	2	1	1
Del Norte	0	0	0	0	0	0	0	0	0	0	0	0	0	0	0
El Dorado	8	8	0	7	7	0	1	1	0	0	0	0	0	0	0
Fresno	80	71	9	19	16	3	49	45	4	7	5	2	5	5	0
Glenn	0	0	0	0	0	0	0	0	0	0	0	0	0	0	0
Humboldt	11	9	2	9	7	2	1	1	0	1	1	0	0	0	0
Imperial	14	14	0	8	8	0	5	5	0	1	1	0	0	0	0
Inyo	1	1	0	1	1	0	0	0	0	0	0	0	0	0	0
Kern	87	80	7	30	29	1	40	36	4	14	12	2	3	3	0
Kings	1	1	0	0	0	0	1	1	0	0	0	0	0	0	0
Lake	4	3	1	4	3	1	0	0	0	0	0	0	0	0	0
Lassen	1	1	0	0	0	0	0	0	0	0	0	0	1	1	0
Los Angeles	569	531	38	75	69	6	280	267	13	190	174	16	24	21	3
Madera	9	9	0	5	5	0	4	4	0	0	0	0	0	0	0
Marin	4	2	2	4	2	2	0	0	0	0	0	0	0	0	0
Mariposa	1	1	0	1	1	0	0	0	0	0	0	0	0	0	0
Mendocino	5	5	0	5	5	0	0	0	0	0	0	0	0	0	0
Merced	14	14	0	3	3	0	10	10	0	1	1	0	0	0	0
Modoc	1	1	0	1	1	0	0	0	0	0	0	0	0	0	0
Mono	1	0	1	1	0	1	0	0	0	0	0	0	0	0	0
Monterey	24	24	0	9	9	0	14	14	0	0	0	0	1	1	0
Napa	1	1	0	0	0	0	1	1	0	0	0	0	0	0	0

(continued)

Table 6 - continued
PENAL CODE SECTION 12025 MISDEMEANOR CHARGES, FISCAL YEAR 2001/2002
 County by Race/Ethnic Group and Gender

County	Total			White			Hispanic			Black			Other		
	Total	Male	Female	Total	Male	Female	Total	Male	Female	Total	Male	Female	Total	Male	Female
Nevada	10	10	0	9	9	0	1	1	0	0	0	0	0	0	0
Orange	106	101	5	53	50	3	40	38	2	5	5	0	8	8	0
Placer	14	14	0	12	12	0	1	1	0	1	1	0	0	0	0
Plumas	4	3	1	4	3	1	0	0	0	0	0	0	0	0	0
Riverside	182	171	11	62	56	6	93	90	3	22	20	2	5	5	0
Sacramento	86	78	8	44	39	5	12	12	0	21	19	2	9	8	1
San Benito	1	1	0	0	0	0	1	1	0	0	0	0	0	0	0
San Bernardino	48	44	4	17	16	1	16	15	1	12	10	2	3	3	0
San Diego	95	87	8	50	46	4	27	23	4	10	10	0	8	8	0
San Francisco	46	38	8	21	18	3	0	0	0	22	17	5	3	3	0
San Joaquin	50	47	3	11	10	1	17	16	1	8	7	1	14	14	0
San Luis Obispo	16	14	2	9	8	1	6	5	1	0	0	0	1	1	0
San Mateo	14	14	0	7	7	0	3	3	0	4	4	0	0	0	0
Santa Barbara	11	11	0	4	4	0	5	5	0	1	1	0	1	1	0
Santa Clara	80	73	7	24	24	0	39	34	5	7	6	1	10	9	1
Santa Cruz	4	4	0	1	1	0	2	2	0	1	1	0	0	0	0
Shasta	1	1	0	1	1	0	0	0	0	0	0	0	0	0	0
Sierra	1	1	0	1	1	0	0	0	0	0	0	0	0	0	0
Siskiyou	5	5	0	5	5	0	0	0	0	0	0	0	0	0	0
Solano	30	26	4	7	7	0	2	1	1	16	15	1	5	3	2
Sonoma	21	21	0	16	16	0	3	3	0	2	2	0	0	0	0
Stanislaus	33	32	1	14	13	1	18	18	0	1	1	0	0	0	0
Sutter	12	11	1	7	6	1	4	4	0	0	0	0	1	1	0
Tehama	2	1	1	2	1	1	0	0	0	0	0	0	0	0	0
Trinity	0	0	0	0	0	0	0	0	0	0	0	0	0	0	0
Tulare	41	41	0	9	9	0	30	30	0	1	1	0	1	1	0
Tuolumne	1	1	0	1	1	0	0	0	0	0	0	0	0	0	0
Ventura	32	30	2	7	7	0	22	20	2	3	3	0	0	0	0
Yolo	11	10	1	5	5	0	2	1	1	0	0	0	4	4	0
Yuba	6	5	1	5	4	1	0	0	0	0	0	0	1	1	0

Table 7
PENAL CODE SECTION 12025 MISDEMEANOR CHARGES, FISCAL YEAR 2001/2002
 County by Age Group and Gender

County	Total			Juveniles			18-24			25-29			30-39			40-49			50+		
	Total	Male	Female	Total	Male	Female	Total	Male	Female	Total	Male	Female	Total	Male	Female	Total	Male	Female	Total	Male	Female
Total	1,936	1,797	139	15	12	3	872	811	61	318	296	22	372	352	20	211	191	20	148	135	13
Alameda	55	50	5	0	0	0	21	20	1	7	7	0	13	11	2	7	7	0	7	5	2
Alpine	3	3	0	0	0	0	0	0	0	0	0	0	2	2	0	1	1	0	0	0	0
Amador	2	2	0	0	0	0	0	0	0	0	0	0	0	0	0	1	1	0	1	1	0
Butte	5	4	1	1	0	1	1	1	0	1	1	0	1	1	0	0	0	0	1	1	0
Calaveras	4	4	0	0	0	0	1	1	0	0	0	0	1	1	0	0	0	0	2	2	0
Colusa	7	6	1	0	0	0	1	1	0	1	1	0	3	3	0	2	1	1	0	0	0
Contra Costa	61	57	4	0	0	0	26	23	3	8	7	1	19	19	0	5	5	0	3	3	0
Del Norte	0	0	0	0	0	0	0	0	0	0	0	0	0	0	0	0	0	0	0	0	0
El Dorado	8	8	0	0	0	0	1	1	0	1	1	0	1	1	0	4	4	0	1	1	0
Fresno	80	71	9	2	1	1	36	30	6	20	20	0	12	11	1	8	7	1	2	2	0
Glenn	0	0	0	0	0	0	0	0	0	0	0	0	0	0	0	0	0	0	0	0	0
Humboldt	11	9	2	0	0	0	5	4	1	2	2	0	3	2	1	0	0	0	1	1	0
Imperial	14	14	0	0	0	0	6	6	0	1	1	0	4	4	0	0	0	0	3	3	0
Inyo	1	1	0	0	0	0	0	0	0	1	1	0	0	0	0	0	0	0	0	0	0
Kern	87	80	7	7	7	0	33	29	4	15	14	1	17	16	1	9	9	0	6	5	1
Kings	1	1	0	0	0	0	1	1	0	0	0	0	0	0	0	0	0	0	0	0	0
Lake	4	3	1	0	0	0	3	2	1	1	1	0	0	0	0	0	0	0	0	0	0
Lassen	1	1	0	0	0	0	0	0	0	1	1	0	0	0	0	0	0	0	0	0	0
Los Angeles	569	531	38	1	1	0	302	286	16	92	84	8	93	86	7	49	45	4	32	29	3
Madera	9	9	0	0	0	0	4	4	0	0	0	0	5	5	0	0	0	0	0	0	0
Marin	4	2	2	0	0	0	1	1	0	1	1	0	1	0	1	0	0	0	1	0	1
Mariposa	1	1	0	0	0	0	0	0	0	0	0	0	1	1	0	0	0	0	0	0	0
Mendocino	5	5	0	0	0	0	1	1	0	2	2	0	0	0	0	2	2	0	0	0	0
Merced	14	14	0	0	0	0	7	7	0	3	3	0	3	3	0	1	1	0	0	0	0
Modoc	1	1	0	0	0	0	0	0	0	0	0	0	0	0	0	1	1	0	0	0	0
Mono	1	0	1	0	0	0	0	0	0	0	0	0	0	0	0	1	0	1	0	0	0
Monterey	24	24	0	0	0	0	13	13	0	4	4	0	2	2	0	2	2	0	3	3	0
Napa	1	1	0	0	0	0	0	0	0	0	0	0	0	0	0	0	0	0	1	1	0

(continued)

Table 7 - continued
PENAL CODE SECTION 12025 MISDEMEANOR CHARGES, FISCAL YEAR 2001/2002
 County by Age Group and Gender

County	Total			Juvenile			18-24			25-29			30-39			40-49			50+		
	Total	Male	Female	Total	Male	Female	Total	Male	Female	Total	Male	Female	Total	Male	Female	Total	Male	Female	Total	Male	Female
Nevada	10	10	0	0	0	0	2	2	0	2	2	0	2	2	0	3	3	0	1	1	0
Orange	106	101	5	2	2	0	37	34	3	16	16	0	26	26	0	14	13	1	11	10	1
Placer	14	14	0	0	0	0	3	3	0	3	3	0	4	4	0	4	4	0	0	0	0
Plumas	4	3	1	0	0	0	0	0	0	0	0	0	1	0	1	0	0	0	3	3	0
Riverside	182	171	11	0	0	0	76	73	3	39	36	3	34	32	2	20	17	3	13	13	0
Sacramento	86	78	8	0	0	0	29	28	1	13	13	0	17	16	1	13	9	4	14	12	2
San Benito	1	1	0	0	0	0	0	0	0	0	0	0	0	0	0	1	1	0	0	0	0
San Bernardino ..	48	44	4	0	0	0	24	23	1	7	5	2	9	9	0	4	4	0	4	3	1
San Diego	95	87	8	0	0	0	34	31	3	15	13	2	23	22	1	12	10	2	11	11	0
San Francisco ...	46	38	8	0	0	0	27	22	5	8	6	2	3	3	0	2	2	0	6	5	1
San Joaquin	50	47	3	0	0	0	26	24	2	4	4	0	13	13	0	3	3	0	4	3	1
San Luis Obispo ..	16	14	2	1	0	1	6	5	1	0	0	0	6	6	0	3	3	0	0	0	0
San Mateo	14	14	0	0	0	0	7	7	0	1	1	0	2	2	0	2	2	0	2	2	0
Santa Barbara ...	11	11	0	0	0	0	3	3	0	4	4	0	2	2	0	2	2	0	0	0	0
Santa Clara	80	73	7	0	0	0	40	36	4	20	19	1	9	8	1	9	8	1	2	2	0
Santa Cruz	4	4	0	0	0	0	1	1	0	0	0	0	2	2	0	1	1	0	0	0	0
Shasta	1	1	0	0	0	0	1	1	0	0	0	0	0	0	0	0	0	0	0	0	0
Sierra	1	1	0	0	0	0	0	0	0	0	0	0	0	0	0	1	1	0	0	0	0
Siskiyou	5	5	0	0	0	0	0	0	0	1	1	0	3	3	0	1	1	0	0	0	0
Solano	30	26	4	0	0	0	13	11	2	5	3	2	6	6	0	2	2	0	4	4	0
Sonoma	21	21	0	0	0	0	9	9	0	5	5	0	2	2	0	1	1	0	4	4	0
Stanislaus	33	32	1	0	0	0	14	14	0	7	7	0	7	7	0	4	3	1	1	1	0
Sutter	12	11	1	0	0	0	7	7	0	1	1	0	1	1	0	2	1	1	1	1	0
Tehama	2	1	1	0	0	0	1	0	1	0	0	0	0	0	0	0	0	0	1	1	0
Trinity	0	0	0	0	0	0	0	0	0	0	0	0	0	0	0	0	0	0	0	0	0
Tulare	41	41	0	1	1	0	26	26	0	5	5	0	4	4	0	5	5	0	0	0	0
Tuolumne	1	1	0	0	0	0	0	0	0	0	0	0	1	1	0	0	0	0	0	0	0
Ventura	32	30	2	0	0	0	17	15	2	0	0	0	10	10	0	4	4	0	1	1	0
Yolo	11	10	1	0	0	0	2	1	1	1	1	0	2	2	0	5	5	0	1	1	0
Yuba	6	5	1	0	0	0	4	4	0	0	0	0	2	1	1	0	0	0	0	0	0

Table 8
PENAL CODE SECTION 12031 FELONY CHARGES, FISCAL YEAR 2001/2002
 County by Race/Ethnic Group and Gender

County	Total			White			Hispanic			Black			Other		
	Total	Male	Female	Total	Male	Female	Total	Male	Female	Total	Male	Female	Total	Male	Female
Total	1,177	1,134	43	175	163	12	602	586	16	357	343	14	43	42	1
Alameda	4	4	0	0	0	0	0	0	0	4	4	0	0	0	0
Alpine	0	0	0	0	0	0	0	0	0	0	0	0	0	0	0
Amador	2	2	0	2	2	0	0	0	0	0	0	0	0	0	0
Butte	2	2	0	2	2	0	0	0	0	0	0	0	0	0	0
Calaveras	1	1	0	0	0	0	1	1	0	0	0	0	0	0	0
Colusa	0	0	0	0	0	0	0	0	0	0	0	0	0	0	0
Contra Costa	10	9	1	4	3	1	3	3	0	2	2	0	1	1	0
Del Norte	0	0	0	0	0	0	0	0	0	0	0	0	0	0	0
El Dorado	5	5	0	4	4	0	1	1	0	0	0	0	0	0	0
Fresno	18	18	0	4	4	0	9	9	0	4	4	0	1	1	0
Glenn	1	1	0	1	1	0	0	0	0	0	0	0	0	0	0
Humboldt	2	2	0	1	1	0	1	1	0	0	0	0	0	0	0
Imperial	0	0	0	0	0	0	0	0	0	0	0	0	0	0	0
Inyo	0	0	0	0	0	0	0	0	0	0	0	0	0	0	0
Kern	60	59	1	0	0	0	36	35	1	22	22	0	2	2	0
Kings	16	14	2	4	4	0	9	7	2	3	3	0	0	0	0
Lake	4	4	0	2	2	0	1	1	0	0	0	0	1	1	0
Lassen	1	1	0	0	0	0	0	0	0	0	0	0	1	1	0
Los Angeles	595	582	13	25	25	0	323	316	7	235	229	6	12	12	0
Madera	7	6	1	1	0	1	5	5	0	0	0	0	1	1	0
Marin	3	2	1	0	0	0	2	1	1	1	1	0	0	0	0
Mariposa	0	0	0	0	0	0	0	0	0	0	0	0	0	0	0
Mendocino	12	9	3	8	7	1	1	1	0	3	1	2	0	0	0
Merced	6	6	0	1	1	0	4	4	0	1	1	0	0	0	0
Modoc	1	1	0	1	1	0	0	0	0	0	0	0	0	0	0
Mono	0	0	0	0	0	0	0	0	0	0	0	0	0	0	0
Monterey	26	26	0	5	5	0	21	21	0	0	0	0	0	0	0
Napa	3	2	1	2	1	1	1	1	0	0	0	0	0	0	0

(continued)

Table 9
PENAL CODE SECTION 12031 FELONY CHARGES, FISCAL YEAR 2001/2002
 County by Age Group and Gender

County	Total			Juveniles			18-24			25-29			30-39			40-49			50+		
	Total	Male	Female	Total	Male	Female	Total	Male	Female	Total	Male	Female	Total	Male	Female	Total	Male	Female	Total	Male	Female
Total	1,177	1,134	43	50	49	1	666	647	19	191	183	8	168	158	10	72	68	4	30	29	1
Alameda	4	4	0	0	0	0	1	1	0	0	0	0	2	2	0	1	1	0	0	0	0
Alpine	0	0	0	0	0	0	0	0	0	0	0	0	0	0	0	0	0	0	0	0	0
Amador	2	2	0	0	0	0	0	0	0	1	1	0	0	0	0	1	1	0	0	0	0
Butte	2	2	0	0	0	0	1	1	0	0	0	0	0	0	0	1	1	0	0	0	0
Calaveras	1	1	0	0	0	0	0	0	0	0	0	0	1	1	0	0	0	0	0	0	0
Colusa	0	0	0	0	0	0	0	0	0	0	0	0	0	0	0	0	0	0	0	0	0
Contra Costa	10	9	1	1	1	0	6	6	0	1	1	0	2	1	1	0	0	0	0	0	0
Del Norte	0	0	0	0	0	0	0	0	0	0	0	0	0	0	0	0	0	0	0	0	0
El Dorado	5	5	0	1	1	0	2	2	0	1	1	0	1	1	0	0	0	0	0	0	0
Fresno	18	18	0	0	0	0	11	11	0	2	2	0	3	3	0	2	2	0	0	0	0
Glenn	1	1	0	0	0	0	1	1	0	0	0	0	0	0	0	0	0	0	0	0	0
Humboldt	2	2	0	0	0	0	0	0	0	0	0	0	2	2	0	0	0	0	0	0	0
Imperial	0	0	0	0	0	0	0	0	0	0	0	0	0	0	0	0	0	0	0	0	0
Inyo	0	0	0	0	0	0	0	0	0	0	0	0	0	0	0	0	0	0	0	0	0
Kern	60	59	1	13	13	0	35	34	1	7	7	0	5	5	0	0	0	0	0	0	0
Kings	16	14	2	1	1	0	8	7	1	0	0	0	6	5	1	0	0	0	1	1	0
Lake	4	4	0	0	0	0	2	2	0	0	0	0	1	1	0	0	0	0	1	1	0
Lassen	1	1	0	0	0	0	1	1	0	0	0	0	0	0	0	0	0	0	0	0	0
Los Angeles	595	582	13	9	9	0	366	363	3	109	106	3	77	74	3	23	20	3	11	10	1
Madera	7	6	1	0	0	0	5	5	0	2	1	1	0	0	0	0	0	0	0	0	0
Marin	3	2	1	0	0	0	1	1	0	0	0	0	1	0	1	1	1	0	0	0	0
Mariposa	0	0	0	0	0	0	0	0	0	0	0	0	0	0	0	0	0	0	0	0	0
Mendocino	12	9	3	0	0	0	4	2	2	1	1	0	3	3	0	4	3	1	0	0	0
Merced	6	6	0	0	0	0	2	2	0	1	1	0	3	3	0	0	0	0	0	0	0
Modoc	1	1	0	0	0	0	0	0	0	0	0	0	0	0	0	0	0	0	1	1	0
Mono	0	0	0	0	0	0	0	0	0	0	0	0	0	0	0	0	0	0	0	0	0
Monterey	26	26	0	3	3	0	10	10	0	6	6	0	6	6	0	0	0	0	1	1	0
Napa	3	2	1	0	0	0	2	1	1	0	0	0	0	0	0	1	1	0	0	0	0

(continued)

Table 9 - continued
PENAL CODE SECTION 12031 FELONY CHARGES, FISCAL YEAR 2001/2002
 County by Age Group and Gender

County	Total			Juvenile			18-24			25-29			30-39			40-49			50+		
	Total	Male	Female	Total	Male	Female	Total	Male	Female	Total	Male	Female	Total	Male	Female	Total	Male	Female	Total	Male	Female
Nevada	3	3	0	0	0	0	0	0	0	1	1	0	0	0	0	2	2	0	0	0	0
Orange	90	85	5	15	14	1	43	42	1	16	14	2	12	11	1	3	3	0	1	1	0
Placer	2	2	0	0	0	0	0	0	0	0	0	0	1	1	0	1	1	0	0	0	0
Plumas	1	1	0	0	0	0	0	0	0	0	0	0	0	0	0	0	0	0	1	1	0
Riverside	19	18	1	0	0	0	11	11	0	4	3	1	2	2	0	1	1	0	1	1	0
Sacramento	13	12	1	0	0	0	9	8	1	1	1	0	1	1	0	1	1	0	1	1	0
San Benito	0	0	0	0	0	0	0	0	0	0	0	0	0	0	0	0	0	0	0	0	0
San Bernardino ..	49	49	0	3	3	0	26	26	0	11	11	0	5	5	0	2	2	0	2	2	0
San Diego	33	32	1	0	0	0	17	16	1	5	5	0	6	6	0	5	5	0	0	0	0
San Francisco ...	58	54	4	0	0	0	27	24	3	10	10	0	12	11	1	7	7	0	2	2	0
San Joaquin	2	2	0	0	0	0	1	1	0	0	0	0	1	1	0	0	0	0	0	0	0
San Luis Obispo ..	9	9	0	0	0	0	5	5	0	2	2	0	2	2	0	0	0	0	0	0	0
San Mateo	16	15	1	0	0	0	12	12	0	0	0	0	1	0	1	3	3	0	0	0	0
Santa Barbara ...	8	8	0	1	1	0	4	4	0	1	1	0	1	1	0	0	0	0	1	1	0
Santa Clara	10	10	0	0	0	0	4	4	0	0	0	0	1	1	0	4	4	0	1	1	0
Santa Cruz	3	2	1	0	0	0	1	1	0	0	0	0	1	0	1	1	1	0	0	0	0
Shasta	5	5	0	0	0	0	4	4	0	0	0	0	0	0	0	1	1	0	0	0	0
Sierra	0	0	0	0	0	0	0	0	0	0	0	0	0	0	0	0	0	0	0	0	0
Siskiyou	6	3	3	0	0	0	5	2	3	0	0	0	0	0	0	1	1	0	0	0	0
Solano	6	6	0	0	0	0	4	4	0	1	1	0	1	1	0	0	0	0	0	0	0
Sonoma	19	19	0	1	1	0	10	10	0	3	3	0	3	3	0	1	1	0	1	1	0
Stanislaus	11	11	0	0	0	0	6	6	0	1	1	0	2	2	0	2	2	0	0	0	0
Sutter	0	0	0	0	0	0	0	0	0	0	0	0	0	0	0	0	0	0	0	0	0
Tehama	3	3	0	0	0	0	0	0	0	1	1	0	1	1	0	1	1	0	0	0	0
Trinity	0	0	0	0	0	0	0	0	0	0	0	0	0	0	0	0	0	0	0	0	0
Tulare	13	12	1	1	1	0	8	7	1	1	1	0	2	2	0	0	0	0	1	1	0
Tuolumne	1	1	0	0	0	0	0	0	0	0	0	0	0	0	0	1	1	0	0	0	0
Ventura	0	0	0	0	0	0	0	0	0	0	0	0	0	0	0	0	0	0	0	0	0
Yolo	15	13	2	1	1	0	10	9	1	2	1	1	0	0	0	0	0	0	2	2	0
Yuba	3	3	0	0	0	0	1	1	0	0	0	0	0	0	0	1	1	0	1	1	0

Table 10
PENAL CODE SECTION 12031 MISDEMEANOR CHARGES, FISCAL YEAR 2001/2002
 County by Race/Ethnic Group and Gender

County	Total			White			Hispanic			Black			Other		
	Total	Male	Female	Total	Male	Female	Total	Male	Female	Total	Male	Female	Total	Male	Female
Total	982	929	53	385	365	20	365	350	15	182	165	17	50	49	1
Alameda	11	10	1	4	4	0	0	0	0	5	4	1	2	2	0
Alpine	7	7	0	7	7	0	0	0	0	0	0	0	0	0	0
Amador	0	0	0	0	0	0	0	0	0	0	0	0	0	0	0
Butte	9	9	0	9	9	0	0	0	0	0	0	0	0	0	0
Calaveras	3	3	0	3	3	0	0	0	0	0	0	0	0	0	0
Colusa	5	5	0	4	4	0	1	1	0	0	0	0	0	0	0
Contra Costa	41	40	1	14	14	0	11	11	0	14	13	1	2	2	0
Del Norte	3	2	1	3	2	1	0	0	0	0	0	0	0	0	0
El Dorado	8	8	0	7	7	0	0	0	0	0	0	0	1	1	0
Fresno	38	33	5	12	10	2	20	18	2	6	5	1	0	0	0
Glenn	0	0	0	0	0	0	0	0	0	0	0	0	0	0	0
Humboldt	13	13	0	10	10	0	1	1	0	0	0	0	2	2	0
Imperial	3	3	0	1	1	0	1	1	0	1	1	0	0	0	0
Inyo	0	0	0	0	0	0	0	0	0	0	0	0	0	0	0
Kern	49	46	3	11	11	0	23	21	2	13	12	1	2	2	0
Kings	0	0	0	0	0	0	0	0	0	0	0	0	0	0	0
Lake	2	2	0	1	1	0	1	1	0	0	0	0	0	0	0
Lassen	4	2	2	3	1	2	0	0	0	0	0	0	1	1	0
Los Angeles	149	141	8	13	12	1	72	72	0	61	54	7	3	3	0
Madera	5	5	0	2	2	0	2	2	0	0	0	0	1	1	0
Marin	2	2	0	2	2	0	0	0	0	0	0	0	0	0	0
Mariposa	0	0	0	0	0	0	0	0	0	0	0	0	0	0	0
Mendocino	9	9	0	7	7	0	2	2	0	0	0	0	0	0	0
Merced	10	10	0	3	3	0	5	5	0	2	2	0	0	0	0
Modoc	0	0	0	0	0	0	0	0	0	0	0	0	0	0	0
Mono	0	0	0	0	0	0	0	0	0	0	0	0	0	0	0
Monterey	22	22	0	14	14	0	7	7	0	0	0	0	1	1	0
Napa	2	1	1	2	1	1	0	0	0	0	0	0	0	0	0

(continued)

Table 10 - continued
PENAL CODE SECTION 12031 MISDEMEANOR CHARGES, FISCAL YEAR 2001/2002
 County by Race/Ethnic Group and Gender

County	Total			White			Hispanic			Black			Other		
	Total	Male	Female	Total	Male	Female	Total	Male	Female	Total	Male	Female	Total	Male	Female
Nevada	3	2	1	3	2	1	0	0	0	0	0	0	0	0	0
Orange	57	46	11	26	22	4	25	20	5	4	2	2	2	2	0
Placer	12	11	1	6	6	0	3	3	0	3	2	1	0	0	0
Plumas	3	3	0	3	3	0	0	0	0	0	0	0	0	0	0
Riverside	130	126	4	44	42	2	68	66	2	16	16	0	2	2	0
Sacramento	46	46	0	16	16	0	12	12	0	14	14	0	4	4	0
San Benito	5	5	0	3	3	0	2	2	0	0	0	0	0	0	0
San Bernardino ..	47	46	1	14	14	0	23	22	1	8	8	0	2	2	0
San Diego	50	49	1	19	18	1	18	18	0	11	11	0	2	2	0
San Francisco	25	23	2	7	7	0	0	0	0	15	13	2	3	3	0
San Joaquin	9	9	0	2	2	0	4	4	0	0	0	0	3	3	0
San Luis Obispo .	22	21	1	10	10	0	11	10	1	0	0	0	1	1	0
San Mateo	10	9	1	4	4	0	3	3	0	1	0	1	2	2	0
Santa Barbara	9	9	0	4	4	0	4	4	0	0	0	0	1	1	0
Santa Clara	18	17	1	9	8	1	6	6	0	1	1	0	2	2	0
Santa Cruz	5	4	1	5	4	1	0	0	0	0	0	0	0	0	0
Shasta	8	8	0	7	7	0	1	1	0	0	0	0	0	0	0
Sierra	2	2	0	2	2	0	0	0	0	0	0	0	0	0	0
Siskiyou	11	10	1	8	7	1	0	0	0	0	0	0	3	3	0
Solano	14	14	0	6	6	0	2	2	0	5	5	0	1	1	0
Sonoma	22	20	2	17	15	2	4	4	0	0	0	0	1	1	0
Stanislaus	11	10	1	3	3	0	7	6	1	0	0	0	1	1	0
Sutter	2	2	0	2	2	0	0	0	0	0	0	0	0	0	0
Tehama	6	6	0	4	4	0	2	2	0	0	0	0	0	0	0
Trinity	7	7	0	7	7	0	0	0	0	0	0	0	0	0	0
Tulare	21	21	0	7	7	0	11	11	0	2	2	0	1	1	0
Tuolumne	0	0	0	0	0	0	0	0	0	0	0	0	0	0	0
Ventura	19	18	1	7	7	0	11	10	1	0	0	0	1	1	0
Yolo	7	6	1	3	3	0	1	1	0	0	0	0	3	2	1
Yuba	6	6	0	5	5	0	1	1	0	0	0	0	0	0	0

Table 11
PENAL CODE SECTION 12031 MISDEMEANOR CHARGES, FISCAL YEAR 2001/2002
 County by Age Group and Gender

County	Total			Juveniles			18-24			25-29			30-39			40-49			50+		
	Total	Male	Female	Total	Male	Female	Total	Male	Female	Total	Male	Female	Total	Male	Female	Total	Male	Female	Total	Male	Female
Total	982	929	53	19	19	0	398	382	16	148	141	7	192	175	17	126	117	9	99	95	4
Alameda	11	10	1	0	0	0	7	7	0	0	0	0	2	2	0	2	1	1	0	0	0
Alpine	7	7	0	0	0	0	0	0	0	0	0	0	4	4	0	1	1	0	2	2	0
Amador	0	0	0	0	0	0	0	0	0	0	0	0	0	0	0	0	0	0	0	0	0
Butte	9	9	0	0	0	0	3	3	0	0	0	0	0	0	0	4	4	0	2	2	0
Calaveras	3	3	0	0	0	0	2	2	0	0	0	0	0	0	0	1	1	0	0	0	0
Colusa	5	5	0	0	0	0	0	0	0	2	2	0	2	2	0	1	1	0	0	0	0
Contra Costa	41	40	1	0	0	0	15	14	1	7	7	0	8	8	0	5	5	0	6	6	0
Del Norte	3	2	1	0	0	0	2	1	1	1	1	0	0	0	0	0	0	0	0	0	0
El Dorado	8	8	0	0	0	0	2	2	0	2	2	0	2	2	0	0	0	0	2	2	0
Fresno	38	33	5	1	1	0	17	16	1	5	5	0	4	2	2	7	5	2	4	4	0
Glenn	0	0	0	0	0	0	0	0	0	0	0	0	0	0	0	0	0	0	0	0	0
Humboldt	13	13	0	0	0	0	7	7	0	1	1	0	1	1	0	2	2	0	2	2	0
Imperial	3	3	0	0	0	0	1	1	0	2	2	0	0	0	0	0	0	0	0	0	0
Inyo	0	0	0	0	0	0	0	0	0	0	0	0	0	0	0	0	0	0	0	0	0
Kern	49	46	3	5	5	0	19	18	1	5	4	1	6	5	1	7	7	0	7	7	0
Kings	0	0	0	0	0	0	0	0	0	0	0	0	0	0	0	0	0	0	0	0	0
Lake	2	2	0	0	0	0	2	2	0	0	0	0	0	0	0	0	0	0	0	0	0
Lassen	4	2	2	0	0	0	0	0	0	0	0	0	1	0	1	0	0	0	3	2	1
Los Angeles	149	141	8	4	4	0	81	78	3	22	20	2	24	21	3	16	16	0	2	2	0
Madera	5	5	0	0	0	0	2	2	0	1	1	0	1	1	0	1	1	0	0	0	0
Marin	2	2	0	0	0	0	0	0	0	0	0	0	1	1	0	1	1	0	0	0	0
Mariposa	0	0	0	0	0	0	0	0	0	0	0	0	0	0	0	0	0	0	0	0	0
Mendocino	9	9	0	0	0	0	4	4	0	1	1	0	0	0	0	2	2	0	2	2	0
Merced	10	10	0	0	0	0	4	4	0	3	3	0	1	1	0	1	1	0	1	1	0
Modoc	0	0	0	0	0	0	0	0	0	0	0	0	0	0	0	0	0	0	0	0	0
Mono	0	0	0	0	0	0	0	0	0	0	0	0	0	0	0	0	0	0	0	0	0
Monterey	22	22	0	0	0	0	8	8	0	2	2	0	4	4	0	3	3	0	5	5	0
Napa	2	1	1	0	0	0	0	0	0	1	1	0	0	0	0	1	0	1	0	0	0

(continued)

Table 11 - continued
PENAL CODE SECTION 12031 MISDEMEANOR CHARGES, FISCAL YEAR 2001/2002
 County by Age Group and Gender

County	Total			Juvenile			18-24			25-29			30-39			40-49			50+		
	Total	Male	Female	Total	Male	Female	Total	Male	Female	Total	Male	Female	Total	Male	Female	Total	Male	Female	Total	Male	Female
Nevada	3	2	1	0	0	0	1	1	0	0	0	0	2	1	1	0	0	0	0	0	0
Orange	57	46	11	0	0	0	14	13	1	12	10	2	16	10	6	6	6	0	9	7	2
Placer	12	11	1	0	0	0	6	5	1	1	1	0	3	3	0	2	2	0	0	0	0
Plumas	3	3	0	0	0	0	0	0	0	0	0	0	1	1	0	1	1	0	1	1	0
Riverside	130	126	4	0	0	0	56	54	2	19	18	1	25	25	0	19	18	1	11	11	0
Sacramento	46	46	0	0	0	0	20	20	0	11	11	0	7	7	0	4	4	0	4	4	0
San Benito	5	5	0	0	0	0	0	0	0	0	0	0	1	1	0	0	0	0	4	4	0
San Bernardino ..	47	46	1	0	0	0	25	25	0	5	4	1	14	14	0	1	1	0	2	2	0
San Diego	50	49	1	0	0	0	22	21	1	9	9	0	14	14	0	3	3	0	2	2	0
San Francisco ...	25	23	2	0	0	0	14	13	1	2	2	0	4	4	0	3	2	1	2	2	0
San Joaquin	9	9	0	0	0	0	4	4	0	1	1	0	2	2	0	0	0	0	2	2	0
San Luis Obispo ..	22	21	1	2	2	0	4	4	0	4	4	0	6	5	1	3	3	0	3	3	0
San Mateo	10	9	1	0	0	0	3	2	1	2	2	0	2	2	0	3	3	0	0	0	0
Santa Barbara ...	9	9	0	0	0	0	2	2	0	3	3	0	1	1	0	2	2	0	1	1	0
Santa Clara	18	17	1	0	0	0	6	6	0	3	3	0	5	4	1	1	1	0	3	3	0
Santa Cruz	5	4	1	0	0	0	0	0	0	0	0	0	1	1	0	1	1	0	3	2	1
Shasta	8	8	0	0	0	0	1	1	0	2	2	0	2	2	0	1	1	0	2	2	0
Sierra	2	2	0	0	0	0	2	2	0	0	0	0	0	0	0	0	0	0	0	0	0
Siskiyou	11	10	1	0	0	0	4	4	0	1	1	0	2	2	0	2	1	1	2	2	0
Solano	14	14	0	0	0	0	4	4	0	3	3	0	4	4	0	3	3	0	0	0	0
Sonoma	22	20	2	2	2	0	6	6	0	2	2	0	4	4	0	6	4	2	2	2	0
Stanislaus	11	10	1	0	0	0	4	4	0	1	1	0	4	3	1	1	1	0	1	1	0
Sutter	2	2	0	0	0	0	0	0	0	0	0	0	2	2	0	0	0	0	0	0	0
Tehama	6	6	0	0	0	0	1	1	0	1	1	0	2	2	0	1	1	0	1	1	0
Trinity	7	7	0	0	0	0	0	0	0	2	2	0	1	1	0	3	3	0	1	1	0
Tulare	21	21	0	4	4	0	10	10	0	2	2	0	1	1	0	3	3	0	1	1	0
Tuolumne	0	0	0	0	0	0	0	0	0	0	0	0	0	0	0	0	0	0	0	0	0
Ventura	19	18	1	0	0	0	8	7	1	6	6	0	3	3	0	1	1	0	1	1	0
Yolo	7	6	1	0	0	0	3	2	1	1	1	0	1	1	0	0	0	0	2	2	0
Yuba	6	6	0	1	1	0	2	2	0	0	0	0	1	1	0	1	1	0	1	1	0

Table 12
AT RISK POPULATION ESTIMATES, 2002
Race/Ethnic Group and Age Group by Gender

Race/ethnic group and age	Gender		
	Total	Male	Female
Total	27,302,433	13,914,713	13,387,720
10-17	4,375,050	2,242,459	2,132,591
18-24	3,387,340	1,767,152	1,620,188
25-29	2,735,697	1,432,129	1,303,568
30-39	4,994,720	2,615,754	2,378,966
40-49	5,503,301	2,781,158	2,722,143
50-69	6,306,325	3,076,061	3,230,264
White	13,682,772	6,921,312	6,761,460
10-17	1,803,589	927,068	876,521
18-24	1,498,675	783,442	715,233
25-29	1,170,709	603,422	567,287
30-39	2,301,104	1,168,623	1,132,481
40-49	2,984,897	1,508,182	1,476,715
50-69	3,923,798	1,930,575	1,993,223
Hispanic	8,253,183	4,332,379	3,920,804
10-17	1,702,670	871,023	831,647
18-24	1,175,077	611,587	563,490
25-29	970,774	520,245	450,529
30-39	1,723,449	961,438	762,011
40-49	1,453,923	762,710	691,213
50-69	1,227,290	605,376	621,914
Black	1,864,072	932,271	931,801
10-17	327,190	165,693	161,497
18-24	259,817	139,873	119,944
25-29	199,095	107,383	91,712
30-39	329,448	167,132	162,316
40-49	365,775	175,063	190,712
50-69	382,747	177,127	205,620
Other	3,502,406	1,728,751	1,773,655
10-17	541,601	278,675	262,926
18-24	453,771	232,250	221,521
25-29	395,119	201,079	194,040
30-39	640,719	318,561	322,158
40-49	698,706	335,203	363,503
50-69	772,490	362,983	409,507

Notes: Annual population estimates provided by the Demographic California Department of Finance. Age groups are based on the pop risk for the year. The population at risk is 10-69 years of age.

CONCEALABLE FIREARMS CHARGES IN CALIFORNIA
Fiscal Year 2001/2002



APPENDIX

MORE 

■ [Preface](#)

■ [PC 12025](#)

■ [PC 12031](#)

■ [Data Tables](#)

[CJSC Home Page](#)

[CJSC Publications](#)

[AG Home Page](#)

DATA CHARACTERISTICS AND KNOWN LIMITATIONS

Additional offenses that could be charged as either a felony or a misdemeanor (“wobblers”) were systematically sorted by level to match the level of the primary weapons charge. For example, if the primary weapons charge was a misdemeanor under PC 12025 and the additional offense was a PC 242 (a wobbler), the additional offense was added to Table 3 as a misdemeanor charge.

Infractions submitted as additional charges were not included in this report.

District attorneys were limited to reporting charges for three additional offenses for each primary weapons charge (PC 12025 or 12031).

When individuals were charged with both PC 12025 and 12031, PC 12025 was listed as the primary weapons charge and PC 12031 as an additional charge.

While the report uses the individual charged as the unit of count, the totals shown should not be interpreted as representing the unduplicated number of individuals charged with PC 12025 or PC 12031. Some individuals may have been arrested and charged with PC 12025 or PC 12031 more than once during the reporting period.

Since this is a new program, caution is advised in interpreting the data because comparative information is not available. As the program continues, statistical data will be available that will provide a basis for describing trends and developing policy.

ARREST OFFENSE CODES

The following statutes and their offense groupings were valid at the time of the closeout of writing this report. All statutory codes listed are for Penal Code sections unless indicated as follows:

BP - Business and Professions Code	GC - Government Code	PR - Public Resources Code
CC - Corporations Code	HN - Harbors and Navigation Code	RT - Revenue and Taxation Code
EC - Education Code	HS - Health and Safety Code	SH - Streets and Highways Code
FA - Food and Agriculture Code	IC - Insurance Code	UI - Unemployment Insurance Code
FC - Financial Code	LC - Labor Code	VC - Vehicle Code
FG - Fish and Game Code	MV - Military and Veterans Code	WI - Welfare and Institutions Code

FELONY-LEVEL ARREST OFFENSES

Homicide - 128, 187(a), 189, 192(a), 192(b), 193(a), 193(b), 273ab, 399, 12310(a)

Forcible Rape - 220, 261, 261(a)(1), 261(a)(2), 261(a)(3), 261(a)(4), 261(a)(5), 261(a)(6), 261(a)(7), 262(a)(1), 262(a)(2), 262(a)(3), 262(a)(4), 262(a)(5), 264.1, 266c, 269(a)(1), 664/261

Robbery - 211, 212.5(a), 212.5(b), 212.5(c), 213(a)(1)(a), 213(b), 214, 215(a), 278.5(a), 664/211, 664/212.5(a), 664/212.5(b)

Assault - 69, 71, 76(a), 95.1, 139(a), 140, 140(a), 146e(b), 148(b), 148(c), 148(d), 148(d)(1), 148.1(a), 148.1(b), 148.1(c), 148.1(d), 148.3(b), 148.4(b)(1), 148.4(b)(2), 148.10(a), 149, 151(a)(2), 186.26(a), 186.26(c), 203, 205, 206, 217.1(a), 217.1(b), 218, 219, 219.1, 219.2, 222, 241.1, 241.4, 241.7, 242*, 242/243*, 243(c), 243(c)(1)*, 243(c)(2), 243(d), 243.1, 243.3*, 243.6*, 243.7, 243.9(a)*, 244, 244.5(b), 244.5(c), 245(a)(1)*, 245(a)(2), 245(a)(3), 245(b), 245(c), 245(d)(1), 245(d)(2), 245(d)(3), 245.2, 245.3, 245.5(a), 245.5(b), 245.5(c), 246*, 246.3*, 247(a), 247(b), 247.5*, 273a(a), 273d(a), 273.5(a), 347(a), 347(b), 368(a), 368(b)(1), 375(a)*, 375(d), 401, 405a, 405b, 417(b)*, 417(c), 417.1, 417.3, 417.6(a), 417.8, 422*, 422.7(a), 588a*, 601(a)(1), 601(a)(2), 625c, 664/187(a), 664/189, 1768.8(b), 1768.85(a)*, 1808.4(d), 4131.5, 4500, 4501, 4501.5, 11412, 11413(a), 11418(a), 11418(b)(1), 11418(b)(2), 11418(b)(3), 11418(c), 11418(d)*, 11418.5(a)*, 11419(a)*, 12303*, 12303.1(a), 12303.1(b), 12303.1(c), 12303.2, 12303.3, 12303.6, 12304*, 12305 HS, 12308, 12309, 12310(b), 12312, 12355(a), 12355(b), 15656(a), 21464(c) VC, 23110(b) VC, 38318(b) VC, 38318.5(b) VC

Kidnapping - 157, 207(a), 207(b), 207(c), 207(d), 208(b), 208(d), 209(a), 209(b), 209(b)(1), 209.5(a), 210, 278, 278.5(a), 280(b), 4503

Burglary - 459*, 460, 460(a), 460(b)*, 461, 461.1, 461.2, 463(a), 464, 664/459, 664/460, 664/460(a), 664/460(b)

Theft - 72, 115(a), 115.5(b), 116, 117, 134, 154(b), 155(b), 155.5(b), 156, 166(c)(4)*, 182(a)(4), 304 HN, 305 HN, 332(a)*, 334(a)*, 337.7, 350(a)*, 350(a)(2)*, 350(b), 368(c)*, 368(d)*, 368(e)*, 424.1, 424.2, 424.3, 424.4, 424.5, 424.6, 424.7, 463(b), 474, 481, 481.1(a), 483.5(a), 484(a)*, 484(b)*, 484(b)*, 484c, 484.1(a)*, 485*, 487, 487(a), 487a(a), 487a(b), 487b, 487(b)(1)(a), 487(b)(3), 487(c)*, 487(d), 487d, 487e, 487g, 489, 495, 496(a), 496a(a), 496(c), 496c*, 496(d)*, 496(d)(a), 496(e), 497, 498(d), 499c(b)(1), 499c(b)(2), 499c(b)(3), 499c(b)(4), 499d, 502(c)(1)(a), 502(c)(1)(b), 502(c)(2), 502(c)(4), 502(c)(5), 502(c)(6)*, 502(c)(7)*, 502.5*, 502.7(a)(1)*, 502.7(a)(2)*, 502.7(a)(3)*, 502.7(a)(4)*, 502.7(a)(5)*, 502.7(b)(1)*, 502.7(b)(2), 502.7(c)*, 502.7(d)*, 502.7(g), 502.8(a)*, 502.8(b)*, 502.8(c), 502.8(d), 502.8(e), 502.8(f), 503*, 504*, 504a*, 504b*, 505*, 506*, 506b, 507*, 508*, 514*, 528, 529, 529a*, 529.1, 529.2, 529.3, 530*, 530.5(a)*, 532(a)*, 532a(1)*, 532a(2)*, 532a(3)*, 532a(4)*, 533, 534, 535, 537(a)(2), 537(c)(2)*, 537e(a)(3), 538*, 538.5, 540, 541, 542, 543, 548(a), 549, 550(a)(1), 550(a)(2), 550(a)(3), 550(a)(4), 550(a)(5), 550(a)(6), 550(a)(7), 550(a)(8), 550(b)(1), 550(b)(2), 550(b)(3), 560, 560.4, 566, 571(b), 577, 578, 580, 581, 593d(b), 620, 648*, 650 BP, 664/487, 666, 1733 IC, 1778 LC, 1871.4(a)(1) IC, 1871.4(a)(2) IC, 1871.4(a)(3) IC, 2101(a)(1) UI, 2102(a) UI, 2107 UI, 2108 UI, 2110 UI, 2110.5 UI, 2114 UI, 2116(a) UI, 2121 UI, 2255(b) CC, 3215 LC, 3352 FC, 3361 FC, 3531 FC, 4463(a)(1) VC, 4463(a)(2) VC, 7027.3 BP, 10250.52 BP, 10752(a) VC, 10752(b) VC, 10801 VC, 10802 VC, 10803(a) VC, 10803(b) VC, 10855 VC*, 10980(b) WI, 10980(c)(2) WI, 10980(d) WI, 10980(g)(2) WI, 11010(a) BP, 11019(a) BP, 11022(a) BP, 11320 BP, 11482.5 WI, 11483 WI*, 11483.5 WI, 11760(a) IC, 11880(a) IC, 14014(a) WI*, 14025(a) WI, 14107 WI, 17410 WI, 17511.12(a) BP, 17551(a) FA, 17551(b) FA, 18848 FA*, 22753(a) BP*, 25110 CC, 25401 CC, 25541 CC, 27443(a) GC, 27443(b) GC, 30475(b) RT, 30480 RT, 31110 CC,

31201 CC, 31410 CC, 31411 CC, 44209 HS, 94319.14(b) EC, 94320(f) EC, 94320(g) EC, 103800 HS

Motor Vehicle Theft - 487(d), 666.5(a), 10851(a) VC, 10851(b) VC, 10851(e) VC

Forgery, Checks, Access Cards - 113, 114, 470(a), 470(b), 470(c), 470(d)*, 470a*, 470b, 471, 472, 473, 475, 475(a), 475(b), 475(c)*, 476, 476a(a), 476a(b)*, 477, 478, 479, 480, 480(a), 484e(a), 484e(b), 484e(c), 484e(d), 484e(e), 484f(a), 484f(b), 484f(c), 484g(a)*, 484g(b)*, 484h(a)*, 484i(b), 484i(c), 617, 664/470(a), 10980(e) WI

Arson - 451(a), 451(b), 451(c), 451(d), 451.5(a)(1), 452(a), 452(b), 452(c), 453(a), 453(b), 454(a)(1), 454(a)(2), 455

Drug Offenses

Narcotics - 11350(a) HS, 11350(b) HS, 11351 HS, 11351.5 HS, 11352(a) HS, 11352(b) HS, 11353(a) HS, 11353(b) HS, 11353(c) HS, 11354(a) HS

Marijuana - 11357(a) HS, 11358 HS, 11359 HS, 11360(a) HS, 11361(a) HS, 11361(b) HS

Dangerous Drugs - 11353.5 HS, 11353.7 HS, 11370.1(a) HS, 11375(b) HS, 11377(a) HS, 11378 HS, 11378.5 HS, 11379(a) HS, 11379(b) HS, 11379.5(a) HS, 11379.5(b) HS, 11380(a) HS, 11550(e) HS

All Other - 4324(a) BP, 4324(b) BP*, 4336(a) BP, 11104(a) HS, 11106(j) HS*, 11152 HS, 11153(a)(1) HS, 11154(a) HS, 11154(b) HS, 11155 HS, 11156 HS, 11157 HS, 11162.5(a) HS, 11166 HS, 11173(a) HS*, 11173(b) HS, 11173(c) HS, 11173(d) HS, 11174 HS, 11355 HS*, 11363 HS, 11364.7(b) HS, 11366 HS*, 11366.5(a) HS, 11366.5(b) HS, 11366.6 HS, 11366.7(b) HS, 11366.8(a) HS, 11366.8(b) HS, 11368 HS, 11370.6(a) HS, 11370.9(a) HS, 11370.9(b) HS, 11370.9(c) HS, 11371 HS, 11371.1 HS, 11379.6(a) HS, 11379.6(b) HS, 11382 HS, 11383(a) HS, 11383(b) HS, 11383(c)(1) HS, 11383(c)(2) HS, 11383(f) HS, 11390 HS, 11391 HS

Sex Offenses

Lewd or Lascivious - 266j, 269(a)(4), 288(a), 288(b)(1), 288(b)(2), 288(c)(1), 288(c)(2), 288.5(a)

All Other - 243.4(a), 243.4(b), 243.4(c)*, 261.5(a), 261.5(c), 261.5(d), 265, 266, 266a, 266b, 266d, 266e, 266f, 266g, 266h, 266h(a), 266h(b), 266i, 266i(a)(1), 266i(b), 267, 269(a)(3), 269(a)(5), 285, 286(a), 286(b)(1), 286(b)(2), 286(c)(2), 286(d), 286(e), 286(f), 286(g), 286(h), 286(i), 286(j), 286(k), 288a(a), 288a(b)(1), 288a(b)(2), 288a(c), 288a(c)(1), 288a(c)(2), 288a(d)(1), 288a(d)(2), 288a(d)(3), 288a(e), 288a(f), 288a(g), 288a(h), 288a(i), 288a(j), 288a(k), 288.2(a)*, 288.2(b)*, 289(a), 289(a)(1), 289(a)(2), 289(b), 289(c), 289(d), 289(d)(1), 289(e), 289(f), 289(g), 289(h), 289(i), 289(j), 289.6(a)*, 289.6(a)(2), 290(a)(1)(a)*, 290(a)(1)(d)*, 290(f)(1), 290(f)(2), 290(g)(2), 290(g)(3), 311.1(a), 311.10(a), 311.11(b), 311.2(a)*, 311.2(b), 311.2(c)*, 311.2(d), 311.3(a)*, 311.4(a)*, 311.4(b), 311.4(c), 311.5*, 311.7*, 313.1(a)*, 313.1(b)*, 313.1(c)(1)*, 314.1*, 647f, 647.6(b), 647.6(c)(1), 647.6(c)(2), 664/286(b)(1), 664/286(b)(2), 664/286(c), 664/286(d), 664/286(e), 729(a)*

Driving Under the Influence - 655(f) HN, 23153(a) VC, 23153(b) VC, 23153(d) VC, 23175(a) VC, 23175.5 VC, 23550(a) VC*, 23550.5 VC*

Hit-and-Run - 20001(a) VC, 20001(b)(1) VC, 20001(b)(2) VC

Weapons - 171b(a)(1), 171b(a)(2), 171b(a)(3), 171b(a)(4), 171b(a)(5), 171c, 171d.1, 171d.2, 186.28(a), 626.9(b), 626.9(d),

626.9(h), 626.9(i), 626.95(a), 626.10(a), 626.10(b)*, 4502(a), 4502(b), 8101(a) WI, 8101(b) WI, 8103(a)(1) WI, 8103(f)(1) WI, 12001.5, 12020(a)*, 12020(a)(1)*, 12020(a)(2)*, 12020(a)(3)*, 12020(a)(4)*, 12020(c)(7), 12020(c)(11), 12021(a)(1), 12021(b), 12021(c)(1), 12021(d), 12021(e), 12021(g)(1)*, 12021.1(a), 12021.1(c), 12023(a), 12025(a)(1)*, 12025(a)(2)*, 12025(a)(3)*, 12025(b)(2), 12025(b)(4), 12031, 12031(a)(1)*, 12031(a)(2)(a), 12031(a)(2)(b), 12031(a)(2)(c), 12031(a)(2)(f)*, 12034(b), 12034(c), 12034(d), 12035(b)(1), 12040(a), 12072(a)(1), 12072(a)(2), 12072(a)(3)(a), 12072(a)(4)*, 12072(a)(5)*, 12072(d), 12090, 12091, 12101(a)(1)*, 12101(b)(1)*, 12220(a), 12220(b), 12280(a)(1),

12280(b), 12316(b)(1)*, 12320, 12321, 12403.7(a)*, 12403.7(a)(7), 12403.7(d)*, 12403.7(g)*, 12422, 12520

Escape - 107, 109, 110, 836.6(a)*, 836.6(b)*, 871(b) WI, 1026.4(a), 1152(b) WI, 1370.5(a), 1768.7(a) WI, 1768.7(b) WI, 2042, 3002 WI, 4011.7*, 4530(a), 4530(b), 4530(c), 4532(a)(1), 4532(a)(2), 4532(b)(1), 4532(b)(2), 4533, 4534, 4535, 4536(a), 4550.1, 4550.2, 7326 WI

Bookmaking - 337a.1, 337a.2, 337a.3, 337a.4, 337a.5, 337a.6, 337i

All Other Felony Offenses

MISDEMEANOR-LEVEL ARREST OFFENSES

Manslaughter-Misd. - 192(c)(2), 192.5(b), 193(c)(2)

Assault and Battery - 71*, 147, 148(a), 148(a)(1), 148.1(a)*, 148.2.1, 148.2.2, 148.2.3, 148.2.4, 148.3(a), 148.4(a)(1), 148.4(a)(2), 151(a)(1), 240, 240/241, 240/242, 241(a), 241(b), 241.1*, 241.2(a), 241.3(a), 241.4, 241.6, 241/243, 242*, 242/243*, 243(a), 243(b), 243(c)(1)*, 243(d)*, 243(e)(1), 243.2(a), 243.3*, 243.35(a), 243.4(c)*, 243.4(d)(1), 243.5(a)(1), 243.5(a)(2), 243.6*, 243.8, 243.8(a), 243.9(a)*, 245(a)(1)*, 246*, 246.3*, 247.5*, 248, 273a(b), 273d(a), 368(b), 368(c), 374c, 375(a)*, 375(b), 375(c), 383, 402a, 417(a)(1), 417(a)(2), 417(b)*, 417.4, 417.25(a), 422*, 422.6(a), 1768.85(a)*, 2652, 11414(a), 11418(d)*, 11418.5(a)*, 11419(a)*, 12304*, 12680 HS

Burglary - Misd. - 459*, 460(b)*

Petty Theft - 368(d)*, 368(e)*, 463(c), 484(a)*, 484(b)*, 484c*, 484.1(a)*, 485*, 487(c)*, 487c, 487f, 488, 490, 490.1(a), 490.5(a), 496c*, 502.5*, 530*, 530.5, 530.5(a)*, 532(a)*, 538*, 565, 14014(a) WI*, 22435.2(a) BP, 22435.2(b) BP, 22435.2(e) BP, 22435.2(f) BP, 22435.11(a) BP, 22435.12 BP, 22753(a) BP*, 41950(a) PR

Other Theft - *Includes approximately 160 statute codes that can be identified upon request.*

Checks and Access Cards - 470a*, 470(d)*, 472, 475(c)*, 476a(b)*, 484e(a), 484e(b), 484g(a)*, 484g(b)*, 484h(a)*, 484i(a), 484j

Drug Offenses

Marijuana - 11357(b) HS, 11357(c) HS, 11357(d) HS, 11357(e) HS, 11360(b) HS, 23222(b) VC

Other Drugs - 377, 647(f), 2241 BP, 2762(e) BP, 2878.5(a) BP, 4051 BP, 4059(a) BP, 4060 BP, 4140 BP, 4141 BP, 4142 BP, 4163 BP, 4323 BP, 4324(b) BP*, 4325(a) BP, 4326(a) BP, 4326(b) BP, 4331(a) BP, 4332 BP, 11100(g)(1) HS, 11100(g)(2) HS, 11100(g)(3) HS, 11100.1(a) HS, 11104(c) HS, 11104.5 HS, 11106(j) HS*, 11150 HS, 11159 HS, 11161(a) HS, 11162 HS, 11162.5(b) HS, 11170 HS, 11171 HS, 11172 HS, 11173(a) HS*, 11175 HS, 11180 HS, 11190 HS, 11207 HS, 11217 HS, 11352.1(b) HS, 11355 HS*, 11364 HS, 11364.7(a) HS, 11364.7(c) HS, 11365(a) HS, 11366 HS*, 11377(b) HS, 11532(a) HS, 11550(a) HS, 11594 HS, 109575 HS, 109580 HS

Indecent Exposure - 314.1*, 314.2

Annoying Children - 261.5(b), 647.6(a)

Obscene Matter - 288.2(a)*, 288.2(b)*, 311(a), 311.1(a)*, 311.11(a), 311.2(a)*, 311.2(c)*, 311.3(a)*, 311.4(a)*, 311.5*, 311.6, 311.7*, 313.1(a)*, 313.1(b)*, 313.1(c)(1)*, 313.1(c)(2)

Lewd Conduct - 647(a), 647(d), 647(i), 647(k)(1), 647(k)(2), 653g

Prostitution - 315, 316, 647(b), 653.22(a), 25601 BP

Contribute to Delinquency of Minor - 272

Drunk - 647(f)

Liquor Laws - 172a, 172b.1, 172d.1, 172g.1, 172l, 303, 303a, 307, 347b, 397, 11200, 23220 VC, 23222(a) VC, 23224(a) VC, 23224(b) VC, 23300 BP, 23301 BP, 25351 BP, 25602(a) BP, 25604 BP, 25606 BP, 25607(a) BP, 25608 BP, 25609 BP, 25617 BP, 25620 BP, 25631 BP, 25632 BP, 25657(a) BP, 25657(b) BP, 25658(a) BP, 25658(b) BP, 25658(c) BP, 25660.5 BP, 25661 BP, 25662(a) BP, 25663(a) BP, 25664 BP, 25665 BP, 120305 HS

Disorderly Conduct - 647, 647(c), 647(e), 647(h), 647(j), 647h

Disturbing the Peace - 171f.2, 302(a), 403, 404(a), 404(b), 404.6(a), 405, 406, 407, 408, 409, 415(1), 415(2), 415(3), 415.5(a)(1), 415.5(a)(2), 415.5(a)(3), 416(a), 602.10, 602.11(a), 626.2, 626.4(d), 626.6(a), 626.7(a), 626.8(a)(1), 626.8(a)(2), 626.8(a)(3), 626.85(a)(1), 653m(a), 653m(b), 653m(c)(2), 653x(a), 727, 9051 GC, 11460(a)

Malicious Mischief - 625b(a), 10750(a) VC, 10851.5 VC, 10852 VC, 10853 VC, 10854 VC

Vandalism - 422.6(b), 555.1, 587a, 587.1(a), 588b, 590, 592(a), 594(a)*, 594(a)(1)*, 594(b)(1)*, 594(b)(2)(a), 594(b)(3), 594(b)(4), 594.3(a)*, 594.4(a)*, 603, 604, 605.1, 605.2, 605.3, 607, 615, 616, 618, 622, 622 1/2, 623(a), 623(a)(1), 623(a)(2), 623(a)(3), 623(a)(4), 623(a)(5), 623(a)(6), 640.5(b)(1), 640.5(c)(1), 640.8, 11411(a), 11411(c)*, 23110(a) VC, 27491.3 GC, 38318(a) VC, 38319 VC

Trespassing - 171f.1, 369g(a), 369i(a), 369i(b), 398 MV, 409.5(c), 554(a), 554(b), 554(c), 554(d), 554(e), 554(f), 554(g), 554(h), 554(i), 555, 558, 587b, 593b, 602, 602(a), 602(b), 602(c), 602(d), 602(e), 602(f), 602(g), 602(h), 602(i), 602(j), 602(k)(1), 602(k)(2), 602(k)(3), 602(k)(4), 602(l), 602(m), 602(n)(1), 602(n)(2), 602(o), 602(p), 602(a)(5), 602(r), 602(s), 602(t)(1), 602.1(a), 602.1(b), 602.4, 602.5, 602.5(a), 602.5(b), 602.6, 602.8(a), 627.2, 627.7(a)(1), 627.8, 1583 FG, 27174.2 SH, 32210 EC

Weapons - 468, 626.10(a)*, 626.10(b)*, 653k, 12020(a)*, 12020(a)(1)*, 12020(a)(2)*, 12020(a)(3)*, 12020(a)(4)*, 12020.5, 12021(g)(1)*, 12021(g)(2), 12024, 12025(a)(1)*, 12025(a)(2)*, 12025(a)(3)*, 12031(a)(1)*, 12031(a)(2)(f)*, 12034(a), 12035(b)(2), 12036(b), 12051(b), 12070(a), 12072(a)(5)*, 12076(b)(1), 12082, 12094, 12094(a), 12101(a)(1)*, 12101(b)(1)*, 12280(b), 12303*, 12316(a), 12316(b)(1)*, 12316(c), 12403.7(a)*, 12403.7(a)(4), 12403.7(d)*, 12403.7(g)*, 12403.8(a), 12403.8(b), 12420, 12551, 12552(a), 12582, 12590(a)(1), 12590(a)(2), 12651(a), 12651(b), 12651(c), 12651(d), 12652

Driving Under the Influence - 655(b) HN, 655(c) HN, 655(e) HN, 23152(a) VC, 23152(b) VC, 23152(c) VC, 23152(d) VC, 23247(a) VC, 23247(b) VC, 23247(c) VC, 23247(d) VC, 23550(a) VC*, 23550.5 VC*

Glue Sniffing - 380(a), 381(a), 381(b), 381b, 647(f)

Hit-and-Run - 20002(a) VC, 20002(a)(1) VC, 20002(a)(2) VC, 20002(b) VC

Joy Riding - 499b

Selected Traffic Violations - 23103(a) VC, 23103(b) VC, 23104(a) VC, 23109(a) VC, 23109(b) VC, 23109(c) VC, 23109(d) VC, 38316 VC, 38317 VC, 40508(a) VC, 40508(b) VC, 40519 VC, 42005(e) VC

Gambling - 318, 319, 320, 321, 322, 323, 324, 326, 326.5(b), 326.5(n), 330, 330a, 330b(1), 330c, 330.1, 330.4, 331, 335, 336, 337s(b), 337.1, 337.2, 337.5, 11300

Nonsupport - 270*, 270a, 270c, 270.5(a), 271a

All Other Misdemeanor Offenses

Notes: These codes are valid for 2001 data and may not be applicable for prior years.

"All Other Felony Offenses" also includes sections in the Election Code.

"All Other Misdemeanor Offenses" also includes sections in the California Code of Regulations, City or County Ordinances, Civil Procedure Code, Election Code, Parks and Recreation Code, Public Utilities Code, Uniform Fire Code, and Water Code.

*These code sections can be either a felony or a misdemeanor.

CRIMINAL JUSTICE GLOSSARY

ADULT: a person 18 years of age or older.

ARREST: "...taking a person into custody, in a case and in the manner authorized by law. An arrest may be made by a peace officer or by a private person." (834 PC)

CHARGE: a formal allegation that a specific person has committed a specific offense.

COMPLAINT: a verified written accusation, filed by a prosecuting attorney with a local criminal court, which charges one or more persons with the commission of one or more offenses.

CRIME: "...an act committed or omitted in violation of a law forbidding or commanding it..." (15 PC)

DEFENDANT: a person against whom a criminal proceeding is pending.

FELONY: a crime which is punishable with death or by imprisonment in state prison (17 & 18 PC).

FILING: a document filed with the municipal or superior court clerk or county clerk by a prosecuting attorney alleging that a person committed or attempted to commit a crime.

INDICTMENT: an accusation against a criminal defendant rendered by a grand jury on the basis of evidence constituting a prima facie case.

INFRACTION: an offense punishable by fine or other penalty, but not by incarceration.

JUVENILE: a person under the age of 18.

MISDEMEANOR: a crime punishable by imprisonment in a county jail for up to one year.

OFFENSE: the charged offense is the crime for which the defendant was arrested or filed on by the district attorney.

PC (PENAL CODE): the California Penal Code contains statutes that define criminal offenses and specify corresponding punishments along with criminal justice system mandates and procedures.

POPULATION AT RISK: that portion of the total population, who because of like characteristics to the specific study group, are considered "at risk." For example, if one were studying juvenile arrests, all persons between 10 and 17 years of age would constitute the at-risk population.

PROPERTY OFFENSES: felony offenses committed against property. This category includes burglary; theft; motor vehicle theft; forgery, check, and access card offenses; and arson.

PROSECUTOR: an attorney employed by a governmental agency whose official duty is to initiate and maintain criminal proceedings on behalf of the government against person accused of committing criminal offenses.

PUNISHMENT: penalty imposed for wrong doing; varies by type of crime committed. See Felony, Misdemeanor, and Infraction.

RATE: a comparison of a number of events to a population.

THEFT OFFENSES: misdemeanor offense category includes petty theft, checks and access cards violations.

VIOLENT OFFENSES: felony offenses committed against people. This category includes homicide, forcible rape, robbery, assault, and kidnapping.

CJSC* PUBLICATIONS



Annuals

Concealable Firearms Charges in California, Fiscal Year 2000/2001 (December 2001)**
Crime and Delinquency in California**
Crime and Delinquency in California, Advance Release**
Crime as Reported by Selected California Agencies, January through September**
Criminal Justice Profile - A Supplement to C&D (statewide and individual counties)**
Hate Crime in California**
Homicide in California**
Preliminary Report, Crime (January through June and January through December)**

BCS Foci and Forums

The California Experience in American Juvenile Justice: Some Historical Perspectives (December 1988)
Controlling Plea Bargaining in California (September 1985)
Coordinating Justice in California: "There ought to be a law about it" (December 1988)
Crime Control and the Criminal Career (December 1992)
The Development of California Drunk Driving Legislation (December 1988)
Employment and Crime (February 1989)
The Impact of California's "Prior Felony Conviction" Law (September 1987)
The Origins and Development of Penalties for Drunk Drivers in California (August 1988)
A Policy Role for Focus Groups: Community Corrections (September 1991)
The Prevalence and Incidence of Arrests Among Adult Males in California (August 1988)
The Social Structure of Street Drug Dealing (December 1988)

BCS Outlooks

Adult Felony Arrest Dispositions in California (1982-1984, 1986-1989)
Crime in Urban and Rural California (November 1984 and December 1997)**

Felony Drug Arrests in California, 1985 (December 1986)
Juvenile Justice in California, 1983 (June 1984)
Motor Vehicle Theft in California (December 1987)
Motor Vehicle Theft Recovery Data, 1983-1989 (October 1990)
Women in Crime: The Sentencing of Female Defendants (April 1988)

BCS Reports

Adult Felony Arrest Dispositions in California (April 1992)
Crime in California and the United States, (1983, 1990, 2000)**
Effectiveness of Statutory Requirements for the Registration of Sex Offenders - A Report to the California State Legislature
Executive Summary of the Final Report - Blue Ribbon Commission on Inmate Population Management (January 1990)
The Juvenile Justice System in California: An Overview (April 1989)
Parolees Returned to Prison and the California Prison Population (January 1988)
Target Hardening: A Literature Review (October 1989)

CJSC Report Series

Report on Arrests for Burglary in California, 1998**
Report on Arrests for Domestic Violence in California, 1998**
Report on Arrests for Driving Under the Influence in California, 1997**
Report on Drug Arrests in California, From 1990 to 1999 (December 2000)**
Report on Juvenile Felony Arrests in California, 1998 (March 2000)**
Report on Violent Crimes Committed Against Senior Citizens in California, 1998**

CJSC Research Series

Why Did the Crime Rate Decrease Through 1999? (And Why Might it Decrease or Increase in 2000 and Beyond?) (December 2000)**

Monograph Series

Conspicuous Depredation: Automobile Theft in Los Angeles, 1904 to 1987 (March 1990)
Controlling Felony Plea Bargaining in California: The Impact of the Victim's Bill of Rights (1986)
Development of a White Collar Crime Index (December 1992)
Incapacitation Strategies and the Career Criminal (December 1992)
Measuring White Collar Crime in Depository Institutions (December 1993)
Prosecutors' Response to Parental Child Stealing: A Statewide Study (April 1995)
Race & Delinquency in Los Angeles Juvenile Court, 1950 (December 1990)
Survey Report: "The Expansion of the Criminal Justice and Penal System in California - Is greater coordination required?" (December 1988)

Miscellaneous

California Criminal Justice Time Line, 1822-2000 (June 2001)**
Crime in California (April 2001)**
Gang Organization and Migration/Drugs, Gangs & Law Enforcement
Proceedings of the Attorney General's Crime Conference 85 (September 1985)
Proceedings of Symposium 87: White Collar/Institutional Crime - Its Measurement and Analysis
Special Report to the Legislature on Senate Bill 1608 (July 2002)

*Prior to 1991, the Criminal Justice Statistics Center (CJSC) was known as the Bureau of Criminal Statistics (BCS).

**Available on the Internet.

For your convenience, 1999-2001 annual publications are also available on CD-ROM, including data tables in the Excel spreadsheet format. Contact the Special Requests Unit to obtain a disc.

If you need a publication or assistance in obtaining statistical information or a customized statistical report, please contact the CJSC's Special Requests Unit at the:

California Department of Justice
Criminal Justice Statistics Center
Special Requests Unit
P.O. Box 903427
Sacramento, CA 94203-4270

Phone: (916) 227-3509 Fax: (916) 227-0427 E-mail: cjsc@doj.ca.gov Internet: <http://ag.ca.gov/cjsc>

■ Preface

■ PC 12025

■ PC 12031

■ Data Tables

CJSC Home Page

CJSC Publications

AG Home Page