



Preliminary Report

Bill Lockyer, Attorney General
California Department of Justice
Division of Criminal Justice Information Services

CRIME 2001


In Selected California Jurisdictions
JANUARY THROUGH DECEMBER

This report compares preliminary crime counts for 2001 with final counts of 2000 for jurisdictions with populations of 100,000 or more. It is estimated that the 75 jurisdictions which meet this criterion account for approximately 65 percent of the crimes reported in the state. One agency was unable to meet the cutoff date for 2001 data submission. Available data for the agency are shown on the following table but not included in totals used in the narrative.

Jurisdictions are grouped into three categories:

- Police Departments, which provide law enforcement services for incorporated cities;
- Sheriff's Departments, which provide law enforcement services to unincorporated areas within the county; and
- Contract Cities, which are incorporated cities that contract for law enforcement services (usually with a sheriff's department) rather than maintain their own police force.

Data used in this report are preliminary counts and subject to change. Crime rates are not calculated in this report. Statewide rates are included in the annual *Crime and Delinquency in California* publication.



CALIFORNIA CRIME INDEX

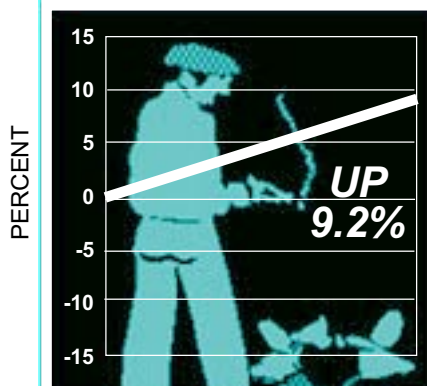
CALIFORNIA CRIME INDEX offenses are homicide, forcible rape, robbery, aggravated assault, burglary, and motor vehicle theft. During 2001, the number of reported offenses rose 5.8 percent when compared with 2000.

HIGHLIGHTS

- The California Crime Index increased 5.8 percent in number.
- The number of violent crimes increased 1.7 percent.
- The number of property crimes increased 8.2 percent.


MORE

CALIFORNIA CRIME INDEX



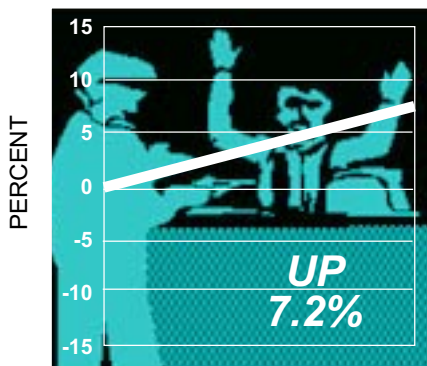
HOMICIDE - *The willful (nonnegligent) killing of one human being by another. Murder and nonnegligent manslaughter comprise this category.*

The number of homicides reported for 2001 increased 9.2 percent compared to 2000.



FORCIBLE RAPE - *The carnal knowledge of a female forcibly and against her will. Assaults or attempts to commit rape by force or threat of force are included.*

There was no percent change in the number of reported forcible rapes for 2001 when compared to 2000.



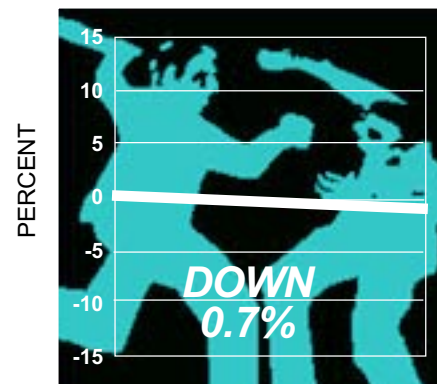
ROBBERY - *The taking or attempting to take anything of value from the care, custody, or control of a person or persons by force or threat of force or violence and/or by putting the victim in fear.*

In 2001, reported robberies increased 7.2 percent in number when compared to 2000.

MORE 

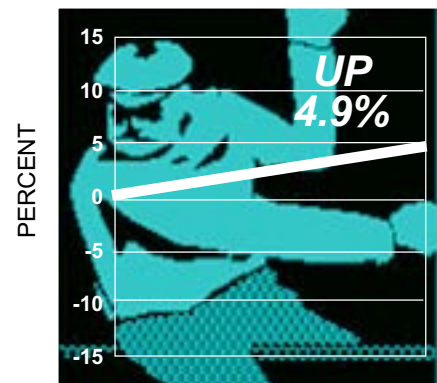
AGGRAVATED ASSAULT - *The unlawful attack by one person upon another for the purpose of inflicting severe or aggravated bodily injury. This type of assault is usually accompanied by the use of a weapon or by means likely to produce death or great bodily harm.*

The number of aggravated assaults reported in 2001 decreased 0.7 percent when compared to 2000.



BURGLARY - *The unlawful entry of a structure to commit a felony or a theft. Attempted burglary is included.*

In 2001, the number of reported burglaries increased 4.9 percent when compared to 2000.



MOTOR VEHICLE THEFT - *The theft or attempted theft of a motor vehicle.*

There was an 11.9 percent increase in the number of motor vehicle thefts reported in 2001 when compared to 2000.

