



# CRIME IN 2007

**JANUARY THROUGH JUNE**

This report compares preliminary crime counts for January through June 2007 with final counts for the same period in 2006 for California law enforcement jurisdictions serving populations of 100,000 or more. The 82 jurisdictions that met this criterion in 2006 and 2007 account for approximately 65 percent of the crimes reported in the state annually.

Law enforcement jurisdictions are grouped into three categories:

- ☐ **Police departments** – provide law enforcement services to cities.
- ☐ **Sheriff's departments** – provide law enforcement services to unincorporated areas<sup>1</sup> within counties.
- ☐ **Contract cities** – cities that contract for law enforcement services, usually with a sheriff's department, rather than maintain their own police force.

The 2007 crime data used in this report are preliminary and are subject to change. Crime rates are not used in this report, but are included in the annual *Crime in California* publication.

**Violent  
Crimes**  
**DOWN 3.4%**

The **VIOLENT CRIME** category includes the offenses of *homicide, forcible rape, robbery, and aggravated assault*.

- ☐ From January through June 2007, the number of reported violent crimes decreased 3.4 percent when compared to the same period in 2006. All four violent crime offenses decreased during this period (homicide, forcible rape, robbery, and aggravated assault).

**Property  
Crimes**  
**DOWN 5.5%**

The **PROPERTY CRIME** category includes the offenses of *burglary, motor vehicle theft, and larceny-theft over \$400*.


- ☐ From January through June 2007, the number of reported property crimes decreased 5.5 percent when compared to the same period in 2006. The decrease in this category can be attributed to decreases in burglary and motor vehicle theft. Larceny-theft over \$400 increased during this period.

<sup>1</sup>An unincorporated area of a county is any area not within a city limit.



**HOMICIDE** – The willful (nonnegligent) killing of one human being by another. Homicide includes murder and nonnegligent manslaughter.

- ☐ *The number of homicides reported during the first six months of 2007 decreased 10.1 percent when compared to the same period in 2006.*



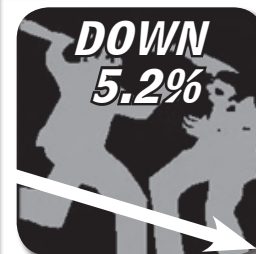
**FORCIBLE RAPE** – The carnal knowledge of a female forcibly and against her will. Assaults or attempts to commit rape by force or threat of force are included.

- ☐ *The number of reported forcible rapes decreased 7.2 percent during the first six months of 2007 when compared to the same period in 2006.*



**ROBBERY** – The taking or attempting to take anything of value from the care, custody, or control of a person or persons by force or threat of force or violence and/or by putting the victim in fear.

- ☐ *During the first six months of 2007, the number of reported robberies decreased 0.1 percent when compared to the same period in 2006.*




**AGGRAVATED ASSAULT** – The unlawful attack or attempted attack by one person upon another for the purpose of inflicting severe or aggravated bodily injury. This type of assault is usually accompanied by the use of a weapon or by means likely to produce death or great bodily harm.

- ☐ *The number of aggravated assaults reported during the first six months of 2007 decreased 5.2 percent when compared to the same period in 2006.*



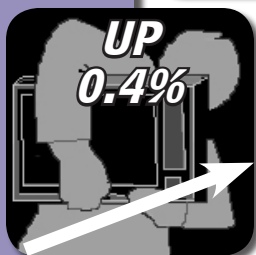
**BURGLARY** – The unlawful entry of a structure to commit a felony or theft. Attempted burglary is included.

- ☐ *During the first six months of 2007, the number of reported burglaries decreased 4.4 percent when compared to the same period in 2006.*



**MOTOR VEHICLE THEFT** – The theft or attempted theft of a motor vehicle.

- ☐ *There was an 11.5 percent decrease in the number of motor vehicle thefts reported during the first six months of 2007 when compared to the same period in 2006.*



**LARCENY-THEFT (OVER \$400)** – The unlawful taking, carrying, leading, or riding away of property from the possession or constructive possession of another.

- ☐ *The number of larceny-thefts over \$400 increased 0.4 percent during the first six months of 2007 when compared to the same period in 2006.*