



Bill Lockyer, Attorney General
California Department of Justice
Division of California Justice Information Services
Bureau of Criminal Information and Analysis
CRIMINAL JUSTICE STATISTICS CENTER

Preliminary Report

CRIME in 2004

January through September

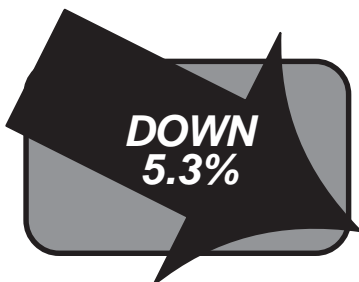
This report compares preliminary crime counts for January through September 2004 with final counts for the same period in 2003 for California law enforcement jurisdictions serving populations of 100,000 or more. The 79 jurisdictions which met this criterion in 2003 and 2004 account for approximately 65 percent of the crimes reported in the state.

Law enforcement jurisdictions are grouped into three categories:

- Police departments (provide law enforcement services to cities).
- Sheriff's departments (provide law enforcement services to unincorporated areas¹ within counties).
- Contract cities (cities that contract for law enforcement services, usually with a sheriff's department, rather than maintain their own police force).


The 2004 crime data used in this report are preliminary and are subject to change. It should also be noted that crime rates are not used in this report but are included in the annual *Crime in California* publication.

Facts at a Glance



The **VIOLENT CRIME** category includes the offenses of homicide, forcible rape, robbery, and aggravated assault.

From January through September 2004, the number of reported violent crimes decreased 5.3 percent when compared to the same period in 2003. The decrease in this category can be attributed to a decrease in forcible rape, robbery, and aggravated assault offenses.



The **PROPERTY CRIME** category includes the offenses of burglary, motor vehicle theft, and larceny-theft over \$400.

From January through September 2004, the number of reported property crimes decreased 0.2 percent when compared to the same period in 2003. Burglary and larceny-theft over \$400 decreased, while motor vehicle theft increased.

MORE

¹An unincorporated area of a county is any area not within a city limit.

Facts at a Glance

UP 3.8%



HOMICIDE - The willful (nonnegligent) killing of one human being by another. Homicide includes murder and nonnegligent manslaughter.

The number of homicides reported during the first nine months of 2004 increased 3.8 percent when compared to the same period in 2003.

DOWN
1.4%



FORCIBLE RAPE - The carnal knowledge of a female forcibly and against her will. Assaults or attempts to commit rape by force or threat of force are included.

Reported forcible rapes decreased 1.4 percent in number during the first nine months of 2004 when compared to the same period in 2003.


DOWN
6.1%



ROBBERY - The taking or attempting to take anything of value from the care, custody, or control of a person or persons by force or threat of force or violence and/or by putting the victim in fear.

During the first nine months of 2004, reported robberies decreased 6.1 percent in number when compared to the same period in 2003.

DOWN
5.3%



AGGRAVATED ASSAULT - The unlawful attack or attempted attack by one person upon another for the purpose of inflicting severe or aggravated bodily injury. This type of assault is usually accompanied by the use of a weapon or by means likely to produce death or great bodily harm.

The number of aggravated assaults reported during the first nine months of 2004 decreased 5.3 percent when compared to the same period in 2003.

DOWN
0.1%



BURGLARY - The unlawful entry of a structure to commit a felony or theft. Attempted burglary is included.

During the first nine months of 2004, the number of reported burglaries decreased 0.1 percent when compared to the same period in 2003.


UP
0.2%



MOTOR VEHICLE THEFT - The theft or attempted theft of a motor vehicle.

There was a 0.2 percent increase in the number of motor vehicle thefts reported during the first nine months of 2004 when compared to the same period in 2003.

DOWN
0.7%



LARCENY-THEFT (OVER \$400) - The unlawful taking, carrying, leading, or riding away of property from the possession or constructive possession of another. (In 2003, larceny-theft over \$400 was included in the property crime category to give a more representative depiction of crime in California.)

The number of larceny-thefts over \$400 decreased 0.7 percent during the first nine months of 2004 when compared to the same period in 2003.

CJSC* PUBLICATIONS

Annual Publications

Anti-Reproductive-Rights Crimes in California**
Concealable Firearms Charges in California**
Crime in California**
Crime in California, Advance Release**
Criminal Justice Profile - A Supplement to
Crime in California (statewide and individual
counties)**
Hate Crime in California**
Homicide in California**
Juvenile Justice in California**
Preliminary Report, Crime (January
through June, January through September,
and January through December)**

BCS Foci and Forums

The California Experience in American
Juvenile Justice: Some Historical
Perspectives (December 1988)
Controlling Plea Bargaining in California
(September 1985)
Coordinating Justice in California: "There
ought to be a law about it" (December
1988)
Crime Control and the Criminal Career
(December 1992)
The Development of California Drunk
Driving Legislation (December 1988)
Employment and Crime (February 1989)
The Impact of California's "Prior Felony
Conviction" Law (September 1987)
The Origins and Development of Penalties
for Drunk Drivers in California (August
1988)
A Policy Role for Focus Groups:
Community Corrections (September
1991)
The Prevalence and Incidence of Arrests
Among Adult Males in California (August
1988)
The Social Structure of Street Drug
Dealing (December 1988)

BCS Outlooks

Adult Felony Arrest Dispositions in
California (1982-1984, 1986-1989)
Crime in Urban and Rural California
(November 1984 and December 1997)**
Felony Drug Arrests in California, 1985
(December 1986)

Juvenile Justice in California, 1983 (June
1984)
Motor Vehicle Theft in California
(December 1987)
Motor Vehicle Theft Recovery Data,
1983-1989 (October 1990)
Women in Crime: The Sentencing of
Female Defendants (April 1988)

BCS Reports

Adult Felony Arrest Dispositions in
California (April 1992)
Crime in California and the United States,
(1983, 1990, 2000)**
Effectiveness of Statutory Requirements
for the Registration of Sex Offenders - A
Report to the California State Legislature
Executive Summary of the Final Report -
Blue Ribbon Commission on Inmate
Population Management (January 1990)
The Juvenile Justice System in California:
An Overview (April 1989)
Parolees Returned to Prison and the
California Prison Population (January
1988)
Target Hardening: A Literature Review
(October 1989)

CJSC Report Series

Report on Arrests for Burglary in California,
1998**
Report on Arrests for Domestic Violence in
California, 1998**
Report on Arrests for Driving Under the
Influence in California, 1997**
Report on Drug Arrests in California, From
1990 to 1999 (December 2000)**
Report on Juvenile Felony Arrests in
California, 1998 (March 2000)**
Report on Violent Crimes Committed
Against Senior Citizens in California,
1998**

CJSC Research Series

Why Did the Crime Rate Decrease Through
1999? (And Why Might it Decrease or
Increase in 2000 and Beyond?)
(December 2000)**

Special Report to the Legislature on
Senate Bill 780 (California Freedom of
Access to Clinic and Church Entrances
Act and Reproductive Rights Law
Enforcement Act) (August 2003)
Special Report to the Legislature on
Senate Bill 1608 (Felons and others
with firearms) (July 2002)
Special Report to the Legislature on
Senate Resolution 18 (Crimes Committed
Against Homeless Persons) (October
2002)**

Monograph Series

Conspicuous Depredation: Automobile
Theft in Los Angeles, 1904 to 1987
(March 1990)
Controlling Felony Plea Bargaining in
California: The Impact of the Victim's
Bill of Rights (1986)
Development of a White Collar Crime
Index (December 1992)
Incapacitation Strategies and the Career
Criminal (December 1992)
Measuring White Collar Crime in
Depository Institutions (December 1993)
Prosecutors' Response to Parental Child
Stealing: A Statewide Study (April 1995)
Race & Delinquency in Los Angeles
Juvenile Court, 1950 (December 1990)
Survey Report: "The Expansion of the
Criminal Justice and Penal System in
California - Is greater coordination
required?" (December 1988)

Miscellaneous

California Criminal Justice Time Line,
1822-2000 (June 2001)**
Crime in California (April 2001)**
Gang Organization and Migration/Drugs,
Gangs & Law Enforcement
Proceedings of the Attorney General's
Crime Conference 85 (September 1985)
Proceedings of Symposium 87: White
Collar/Institutional Crime - Its Measure-
ment and Analysis

*Prior to 1991, the Criminal Justice Statistics Center (CJSC) was known as the Bureau of Criminal Statistics (BCS).

**Available on the Internet.

If you need a publication or assistance in obtaining statistical information or a customized statistical report, please contact the CJSC's Special Requests Unit at the:

California Department of Justice
Criminal Justice Statistics Center
Special Requests Unit
P.O. Box 903427
Sacramento, CA 94203-4270

Phone: (916) 227-3509 **Fax:** (916) 227-0427 **E-mail:** cjsc@doj.ca.gov **Internet:** <http://ag.ca.gov/cjsc>

For your convenience, 1999-2003 annual publications are also available on CD-ROM, including data tables in the Excel spreadsheet format. Please contact the Special Requests Unit to obtain a disc.