



C A L I F O R N I A

DEPARTMENT OF JUSTICE

Racial and Identity Profiling Act 2027 Report Analysis Preview

Scope of Presentation

- In 2025, **535** agencies reported **5,487,275** stops
 - An increase from 2024 where 533 agencies reported 5,065,428 stops
- Today's Presentation Goals:
 - Provide an overview of the analyses in the Policies Section for the 2027 report
 - Longitudinal policy analysis
 - Race differences by fluent and non-fluent English



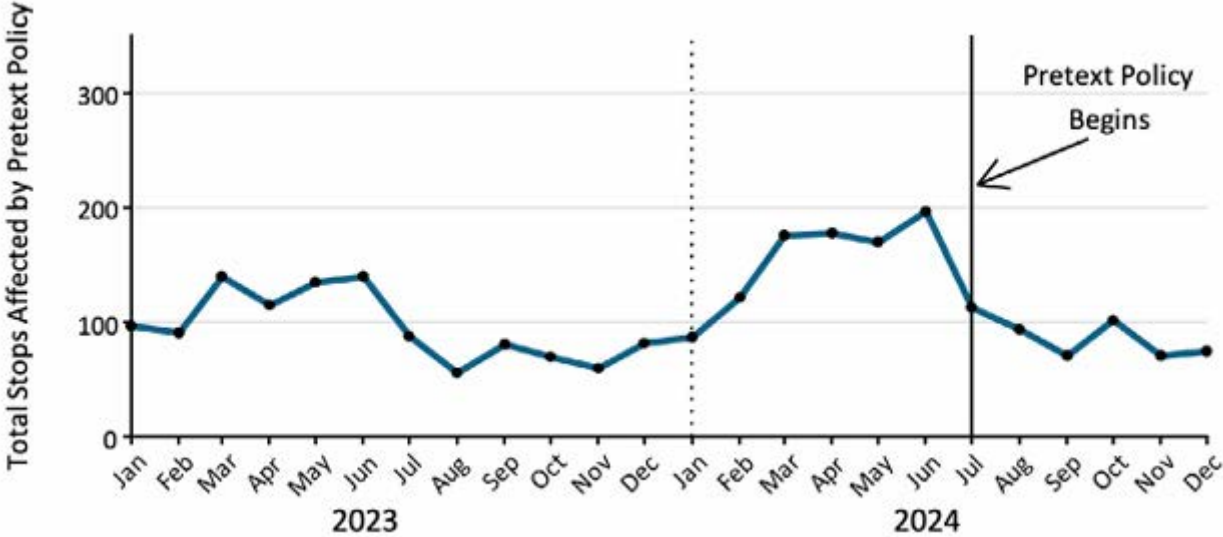
1. Longitudinal Policy Analysis: Examining Policy Impacts Over Time

- The Policy Subcommittee has requested a look at statewide and/or local policies to understand how policing has changed over the course of RIPA
 - RIPA reports have tracked legislative efforts each year in California related to police reform.
 - We reviewed all statewide laws and policies enacted by all Wave 1 and Wave 2 agencies.
 - Three measurable policies have been identified for study:
 - SFPD - Policy No. 9.07.04(a) (2023)
 - LAPD - Policy No. 240.06 (2022)
 - AB 392 (2019)



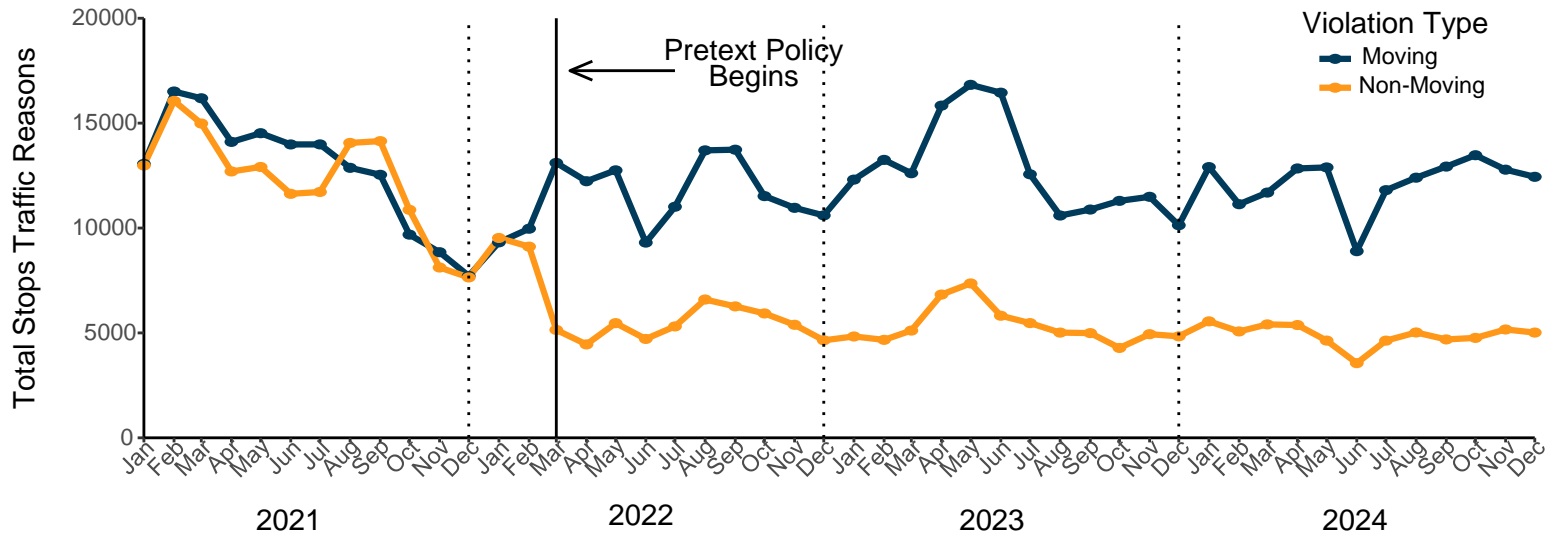
SFPD Pretext Stops – 2026 Report

- San Francisco Police Department enacted a policy aimed at limiting pretextual stops that went into effect July 17, 2024 (SFPD - Policy No. 9.07.04(a) (2023))
 - As with the LAPD analysis, the comparison periods are limited to July 17, 2023 through December 31, 2023 and July 17, 2024 through December 31, 2024.



LAPD Pretext Stops – 2026 Report

- The Los Angeles Police Department pretext policy went into effect March 1, 2022 (Policy No. 240.06 (2022))
 - Summarized differences in stop totals and characteristics between the months of March and December in 2021 (before the pretext policy) and March and December in 2022, March and December in 2023, and March and December in 2024 (after the pretext policy)



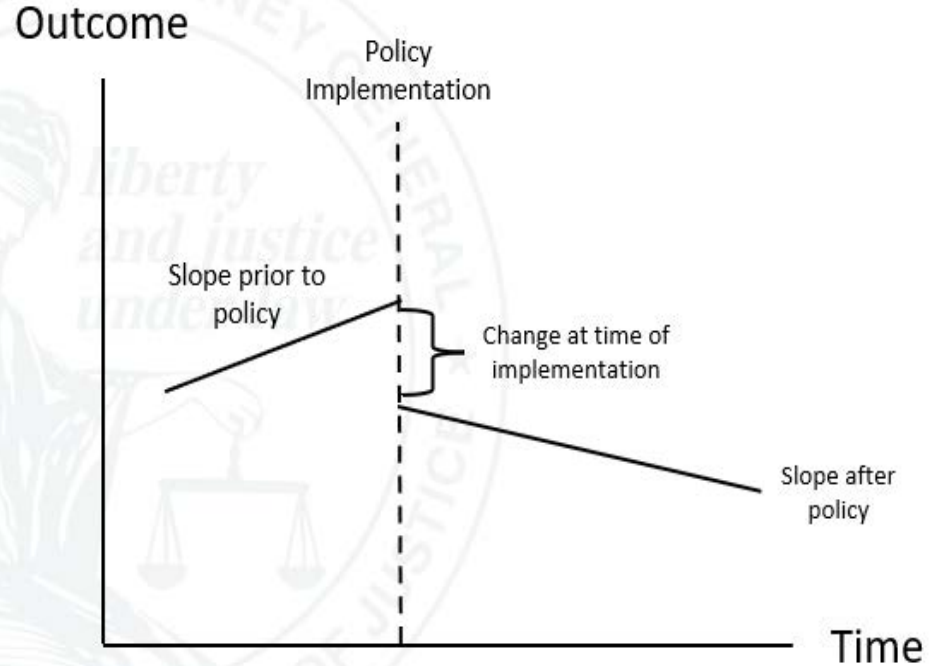
1. Longitudinal Policy Analysis: Examining Policy Impacts Over Time (cont.)

- AB 392 (2019) took effect on January 1, 2020 and regulated the use of deadly force by peace officers
 - Law regulated the use of deadly force, mandating that it only be used when necessary to defend against an imminent threat of death or serious bodily injury
- RIPA data contains three levels of force, lethal, less lethal, and non-lethal
 - Did the proportion lethal force shift after AB 392's passage?
 - Analyzing monthly data from 2019 to the 2025 data for Wave 1 and Wave 2 agencies.



Interrupted Time Series

- Interrupted Time Series allows one to identify trends prior to an interruption (such as a policy), and identify whether there is a
 - Change when the policy is implemented
 - And whether that change continues after implementation
- What are outcomes to study?
 - For pretextual stops – total stops, racial disparities
 - AB 392 – use of lethal and less-lethal force

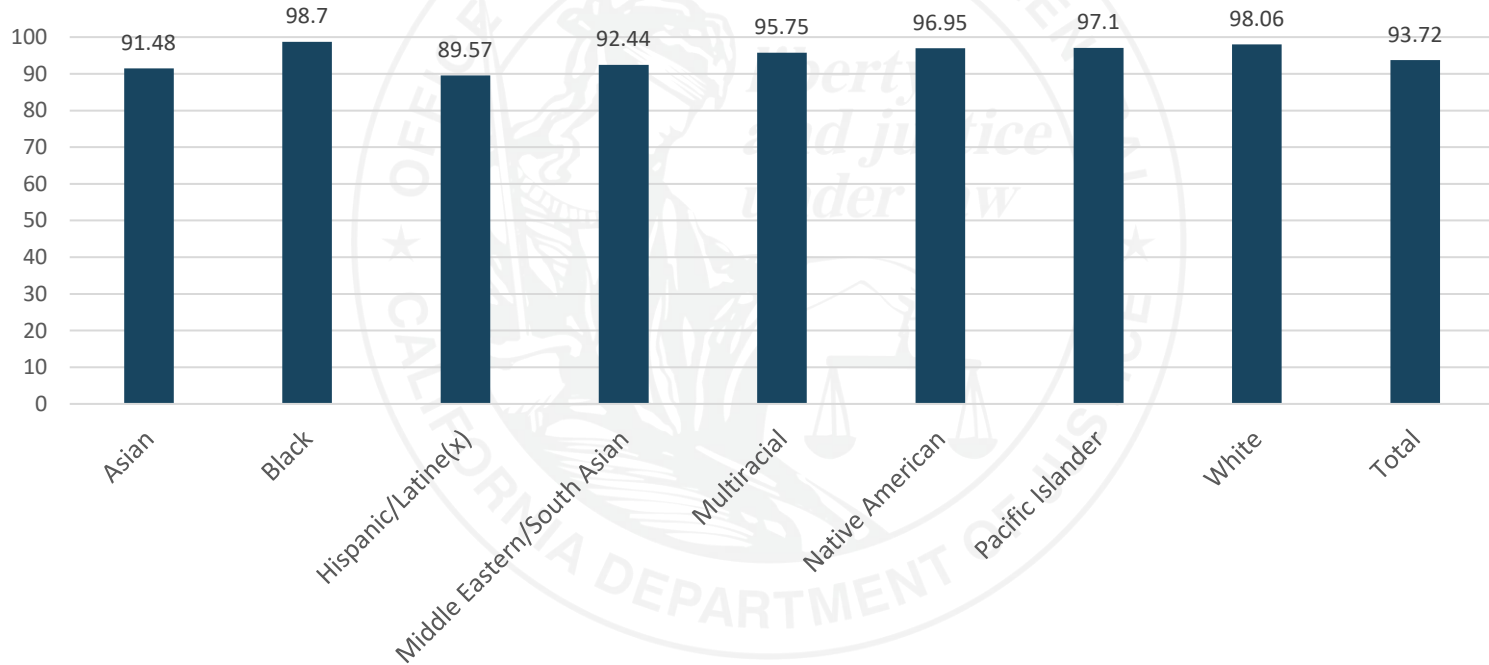


2. English Fluency and Race

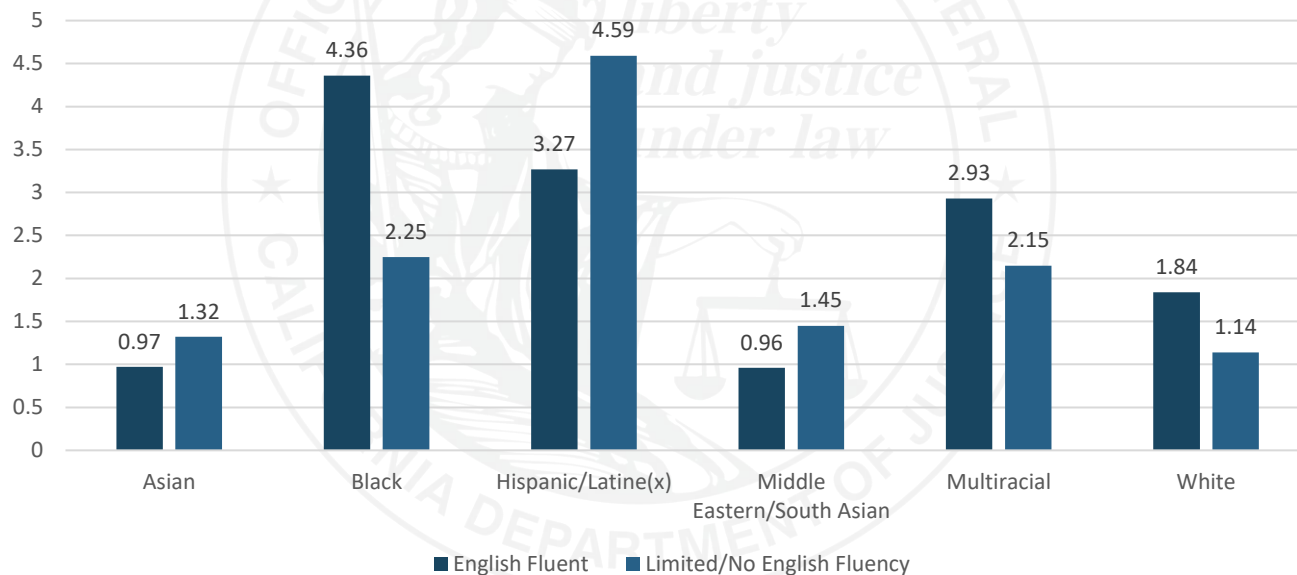
- Past reports have tracked how demographics such as perceived English fluency and race impact stop occurrences and outcomes
- Board has expressed an interest in understanding the differences observed for those that are both perceived as being in minority groups and lacking English fluency
 - Can also be done longitudinally to see if there is a difference between 2025 and prior years
- Stop actions and outcomes currently being considered for analyses:
 - Person removed from vehicle by order/ Person removed from vehicle by physical contact; Field sobriety test conducted; Curbside detention; Psychiatric hold; Handcuffed; Firearm pointed at person; Asked for consent to search property / Search of property was conducted; Contraband found
- We removed Native Americans and Pacific Islanders because of low counts for Non-English Speakers



Percent of Stopped Individuals Perceived as Having English Fluency Separated by Race/Ethnicity (2025)



Percentage of Individuals Removed by Vehicle or by Order Separated by Perceived Race and English Fluency



Percentage of Individuals Removed by Vehicle by Order Separated by Perceived Race and English Fluency from 2022-2025

